



CHIPS & Chatter

WWW.SVWOODTURNERS.ORG

THE SILICON VALLEY WOODTURNERS' NEWSLETTER

COMING UP!

Shop Tour, Ayman
Sayed's shop
January 29th

Meeting: Jim Rogers
—staved vessels
February 2nd

Alan Lacer demo
February 6th

Shop Tour, Phil
Roybal's shop
February 13th

Home & Garden
Show
February 25-27th



Sharpening—with Rich Johnson, Jim Gott, and Mike Rude

Tonight, three veteran SVW members took the stage to talk about sharpening turning tools. Rich Johnson, Jim Gott, and Mike Rude each addressed a different aspect of this critical skill.

Rich Johnson started off by showing some of the old carbon steel tools he first turned with, sharpened by hand without jigs, back in his ShopSmith days. He said that when Jerry Glaser came out with the line of tools that bears his name, Glaser produced a floor standing sharpening fixture (somewhat like a modern Wolverine jig) to help his customers sharpen them properly.

Rich tried the Glaser setup, then replaced it with a Wolverine base and a

Vari-Grind tool holding jig. He settled on two profiles: a spindle grind and a bowl grind.

He and others soon identified a problem setting the Vari-Grind to an accurate angle so that a tool could be ground consistently. Soren Berger, Rich, and some others then came up with the idea of making sticks that would help set the Wolverine projection and Vari-Grind angle for each type of gouge. This approach was quick, cheap, and worked well, and many of us use it now. Rich also placed a 2" block by his grinder to use in setting the amount the gouge projects through the Vari-Grind.

In Australia, someone came up with an improvement on the Vari-Grind called the Uni-Jig. Rich carried this system for a short time, but abandoned it when he could not

Jan., 2005 INSIDE

Feature Story	1
Pres Sez	2
Turning Out	3
Editor's Notes	7
Staff Reports	8
Shop Tour!	9
Contact us	9
Profile	10
Calendar	11
Ironman	12

Go to page 6



So many things are happening already in the new year. Our demonstrator list is growing each week. Neil Scobie just told me he wants to come back!

Some of us visited the Bay Area Woodturners' meeting this week. We were well received. They enjoy the camaraderie between the two clubs. My message to them was: "What are you going to do for this year's Turnoff Picnic? We want a chance at the Trophy!". It was a great visit. I think Ayman talked to everyone looking for demo candidates.

Their President, Bill Small, sent me a note: "Rich, It was wonderful of you guys to visit us this morning. I think the multi-club concept has a tremendous amount to offer everyone. You and your club have been the leaders in this concept. Thanks. Regards, Bill."

Some times little things create a lot of good

will. Gestures such as Bill's note make it all worth while. I look forward to doing this again. We also plan on visits to WBAW and Nor Cal. Please let me know if you want to go.

Did you get your IRONMAN badge??? Eleven people did and are already working on next year's badge. Maybe next year the list will be bigger as more and more join in on the fun.

Speaking of Fun ... We need to decide on this summer's SVW Picnic. When? Where? Do we still want a Turning competition? That needs to be answered at this next meeting for planning purposes. Eating? Swimming?? Etc?

Speaking of fun, we aren't far from our May (Spinning Tops) meeting. Start planning. How are we going to beat Gary Petretti's 2004 record. And what will Gary do next?? Did Dick Pickering get his launch sequence repaired? Remember the bowling ball top? What's next? Only 3 months left 'till launch night. Shall we invite the families to join in the fun?

It is also UTAH planning time. Looks like we travel on 6/14. Craft Supply's Wednesday sale (No sawdust sorry) will be on 6/15. BYU Symposium runs Thursday through Saturday, 6/16 – 6/18. Travel home Sunday, 6/19. This is a real adventure for us as Woodturners. If there is any way you can join us please start your plans now. We are staying at the Travel Lodge on University Avenue in Provo as before. The room rates are fair and it is centrally located for the things we do. It is also not to far from Craft Supply, so save your \$\$: the Wednesday morning Craft Supply Garage Sale is like no other.

Whew! We are busy!

Rich

Next month...

Join us Wednesday, February 2nd, at 7 P.M., as Jim Rodgers of Bay Area Woodturners talks about Staved Vessels. Location: Rich Johnson's Woodturning Center in San Jose.

Rich's Center is located behind his home at 14979 Joanne Ave., San Jose. From Hwy. 680, take the McKee Road exit East about 1.5 miles to Toyon Ave. Turn left and go 0.6 mile, turn right onto Joanne Ave.

Bring your chair and items for Show and Tell. We all learn together.

PRESIDENT'S CHALLENGE: FLOWER HOLDER

President's Challenge and Show & Tell



Top to bottom: Phil Roybal, Dick Pickering, Rich Johnson.



President's Challenge

Phil Roybal brought a badge shaped like a miniature skew chisel, of maple, brass, and steel. He applied his name by heat transferring a xero-graphic image.


Dick Pickering also brought a badge shaped like a skew chisel, of steel and mahogany with a brass fer-rule. He engraved his name with a Dremel tool.

Rich Johnson showed a pin-chuck-shaped badge of wood. He wood-burned his name into it.

Mike Rude brought in a frame for his paper badge. The sides were spindle turnings, split and mitered.

Lloyd Frisbee showed a badge that looked like an eye. He made it from a tagua nut with an inlay of thuya burl and blackwood. His name is applied with embossing powder.

Becky Frisbee made a tiny wood-en platter, burned its edge, colored it with gel pens, and finished it with shellac.



Top to bottom: Mike Rude, Lloyd Frisbee, Becky Frisbee.

Continued on page 4.

Challenge continued from page 3.



Jim Gott brought a disc of claro walnut with a spalted maple inlay. He burned his name into the surface, and inlaid magnets into the back to attract a steel plate as a fastening.

Ayman Sayed made a maple badge in the shape of a hollow vessel, sliced it into a slab, then lettered the slab with a stencil.

Michael Wiley made a maple badge as a tiny platter with stick-on letters. He build an integral wood clip to slide inside a shirt pocket, and finished it with spray lacquer.

Rick Parfitt showed a badge of walnut in the shape of a skew chisel. He lettered it with puff paints.

Bob Bowers showed a small, round badge of mystery wood with a wipe-on poly finish. He printed out his picture, lettered it with Photoshop, and applied the composite to the badge.

Michael Wiley and Rick Parfitt won the President's Challenge raffle.



Show and Tell

Phil Roybal brought three of his scrapers, made from walnut or mahogany with steel and brass. They were finished with Watco and wax.

Dick Pickering showed off one of his Marshall Dillon nutcrackers, all painted and ready to go.

Rich Johnson presented the steel tool rests he's had made to his design, and is now selling at \$100 per set (4 rests). He also showed some of the name badges he's turned in past years.

Mike Rude showed off a 16" steady rest of Baltic birch with oak arms and in-line skate wheels. He designed it for his Stubby lathe.

Clockwise from top left: Jim Gott, Phil Roybal, Dick Pickering, Rich Johnson's tool rest set, Mike Rude, Bob Bowers, Rick Parfitt, Michael Wiley, Ayman Sayed.

Continued on page 5.

Lloyd Frisbee brought in a “Rich’s Reject” bowl of tristania, finished with pecan stain.

Becky Frisbee showed us some compact mirror cases of padauk and walnut, finished with Crystal Coat and buffed with tripoli.

Jim Gott presented a turner’s smock from Lee Valley. It’s similar to the Craft Supply smock, but longer with long sleeves.

Ayman Sayed showed off a natural edged maple bowl, finished with 50% Deft wipe on lacquer.



Tony Bryhan presented a burl walnut bowl with three little feet, finished with tung oil.

Michael Wiley made a cherry, steel, and brass scratch awl, finished artist fixative and friction polish.

Clockwise from top left: Lloyd Frisbee, Ayman Sayed, Tony Bryhan, Michael Wiley, Jim Gott, and Becky Frisbee.




Editor’s Note: We had a camera problem at our January meeting, and many of the photos we got were fuzzy and underexposed. Everything you see here has been Photoshopped to get the best out of it..



Top to bottom: The Wolverine base on a grinder; the Vari-Grind tool holder seated in the Wolverine base, and the Tru-Grind system.

get delivery commitments from the manufacturer. Soon after, he found the Tru-Grind jig, which he currently sells. This has larger capacity than the Vari-Grind and uses a different base. Rich has also come up with setting sticks for this system. He sells the Tru-Grind for about \$150. He uses the O'Donnell profiles which he got originally as wall charts from Craft Supplies. They don't supply them any longer.

Rich sharpens on a slow-speed, 8" grinder, with coarse wheel on one side and fine on the other. He roughs



The Tormek wet grinder (above), and some of its accessory tool holders (left).

out a grind on the coarse wheel, then sharpens on the fine one. He notes that a sharp edge is invisible: if you see a bright line at the edge when you look straight down on it, the tool isn't sharp. He says "If you're stone is dirty you're wasting your time". Use a diamond truing tool to produce a sharp, clean, true stone.

Jim Gott took the stage next. He uses the Wolverine system and puts the same grind on both spindle and bowl gouges. He uses a wood block with a hole (and a penny in the bottom of the hole) to set the protrusion of the gouge through the Vari-Grind. He addresses the repeatability issue by scratching lines on the angle plate of the Vari-Grind to set the grinding angle, then uses sticks to set the position of the Wolverine base.

He grinds his bevels at 45°, then rounds off and draws the wings way back by rolling the Vari-Grind past 90°, as far as he can roll it, during

sharpening. This cuts off most of the wing. He also rounds the heels of his gouges to keep from bruising the wood inside bowls. He makes the initial grind, then sets the Vari-Grind as shallow as it will go and regrinds the heel about halfway up the bevel.

Jim uses a special grinder and tool rest for his skew chisels. He grinds a very slight radius on his skews, and grinds the bevels at around 55° included angle. He sharpens on a #120 wheel and doesn't hone the tools after grinding. He replaced the original grinder wheels with Norton wheels from Craft Supply, and they made a great difference in his grinding. He likes Crown Pro PM tools because they grind easily, and have a flute similar to the Henry Taylor Super Flute, with a little bit of a curve going down and a tighter radius at the bottom.

Mike Rude showed us a Tormak grinder. It turns a stone at 100 RPM through a water bath. He doesn't use it all the time because it is slow cutting, but uses it for skews and other tools where he wants a really fine edge. He uses a small attached leather wheel, saturated in mineral oil, to remove the burr from the inside of the flutes.

Mike uses a fingernail grind jig on the Tormak. This tool holder works rather like the Vari-Grind, and is one of a number of optional Tormak jigs for sharpening skews, scissors, knives, carving tools, and just about anything else. The Tormak also has a wheel truing jig and a stone grader to alter the apparent grit of the wheel for coarse or fine grinding.

Mike recommends marking edge to be sharpened with a black Magic Marker before beginning the grind, so you can see where you're grinding.

It was an informative evening, and gave many of us some useful tips on how to improve our edge.

EDITOR'S NOTES



2004 Ironmen above are, from the left: Phil Roybal, Dick Pickering, Mike Rude, Ace Foster, Jim Gott, Rich Johnson, Herb Green, Rick Parfitt, and Lloyd Frisbee. Ironmen Mike Magrill and Tom Donnelly were not at the meeting.

Ironmen!

Eleven SVW members became the first Ironmen at our January meeting, receiving new badges to honor the fact that they participated in all twelve President's Challenges in 2004. The group gathered in the front of the room to receive the special badges which signify their status. Those honored included: Tom Donnelly (not present), Ace Foster, Lloyd Frisbee, Jim Gott, Herb Green, Rich Johnson, Mike Magrill (not present), Rich Parfitt, Dick Pickering, Phil Roybal, and Mike Rude.

The program generated quite an increase in President's Challenge participation, so it will be carried over to 2005. All members are eligible, and merely have to complete the

President's Challenge assignment each month and show it at the meeting.

Challenges for this year are as follows (these are also listed in the Files section of our Yahoo group site):

- Jan. Turned Name Badge
- Feb. Flower holder
- Mar. Broken / Repaired
- Apr. With Bark
- May Spinning Top
- June Craft Item
- July Colored
- Aug. Glue Up
- Sept. With Handle
- Oct. Deliberately Altered
- Nov. Serving ... (hint: Utilitarian)
- Dec. Gift

MENTOR PROGRAM

Our Mentor program includes four volunteer mentors. Contact Phil Roybal to join the list. Members who need some help (but not formal lessons) can contact:

Rich Dege	(408) 272-8122
Jim Gott	(408) 265-9501
Rich Johnson	(408) 254-8485
Phil Roybal	(408) 255-4789

STAFF REPORTS & BUSINESS

RICH JOHNSON (PRESIDENT)

We are out of the January Home and Garden Show because they sold out their exhibit spaces.

We are waiting on word of whether we will get a space at the April Woodworking Show.

No word on the picnic yet.

AYMAN SAYED (VP/PROGRAMS)

VP/Program Chair (Ayman Sayed) Ayman is working hard to build a great demo program for us, and needs everyone's help to identify demonstrators we'd like to see at meetings or special workshops.

He reminds us that Alan Lacer is coming to demonstrate on February 6th, and that the demo will begin at 8 AM instead of the usual 9 AM to accommodate people who want to get home early to see the ball game. Christian Burchard is scheduled for May 7th, and Neil and Liz Scobie are scheduled for June 12th. This is an exciting line-up and a wonderful opportunity to learn from the masters. Sign up now for these demonstrations in the Database section of our Yahoo site.

Ayman has proposed a monthly shop tour/open house, giving us a chance to visit individual members' shops and see how they do things. Most people at the meeting said they would be interested in such tours. Ayman has volunteered to host the first one at his shop on January 29th, 10–12 AM. Phil Roybal will host the next tour on February 13th. If you are willing to host a tour, tell Ayman.

CRAIG THORSON (TREASURER)

INCOME

Membership	\$210
Library	\$6
Raffle	\$53

EXPENSES

Xmas party food (Craig)	\$63
Bonnett demo dinner	\$10

SPENDABLE BAL.	\$832.76
----------------	----------

PHIL ROYBAL (SEC'Y./ED.)

Ironman badges were distributed, and a draft photo roster is available on our Yahoo site. I will replace it with a new one in February, after we've collected everyone's dues. If you haven't yet paid your dues, please get them to Craig Thorson. You can send him a check for \$25, payable to "SVW".

AL GORE (LIBRARIAN)

Al is taking inventory of our library and setting up a spreadsheet to show what we have and who has it. Check out library items for \$2/item/month at any meeting (and sometimes at Sawdust Sessions). If there are videos or books we should get for the library, tell Al.

LLOYD & BECKY FRISBEE (SUNSHINE CO-CHAIRS)

The Frisbees have prepared a new member orientation package, including membership benefits, things to know about the club, a current newsletter, etc. These will help new members become comfortable joining our club. They will also be asking members to

submit a profile of themselves so we can feature a member each month in the newsletter. That way we can all get to know each other better. Lloyd will put the blank form into our Yahoo group site, and asks members to fill one out and send it to him.

STEVE ROSENTHAL (WEBMASTER)

Webmaster: Steve is looking for ideas for our web site. Please look at it (www.svwoodturners.org) and give him your feedback.

Steve's found a nice material to use as a seamless photo backdrop. He's working on a setup that will allow us to take better pictures of our turnings.

BOB BOWERS (APPAREL CHAIR)

Bob got a pair of SVW logo blue aprons for use during shows as we demo. He also has hats patches, both sew on and iron on.

OTHER BUSINESS

Special Raffle

Jim Keller was to have brought the special raffle prize but didn't bring one, so he will bring one to the February meeting.

Home and Garden Show

The next Home and Garden Show is in San Mateo on February 25–27.

Rebates

Woodcraft offers a rebate of 3% back to the club (good for 6 months)

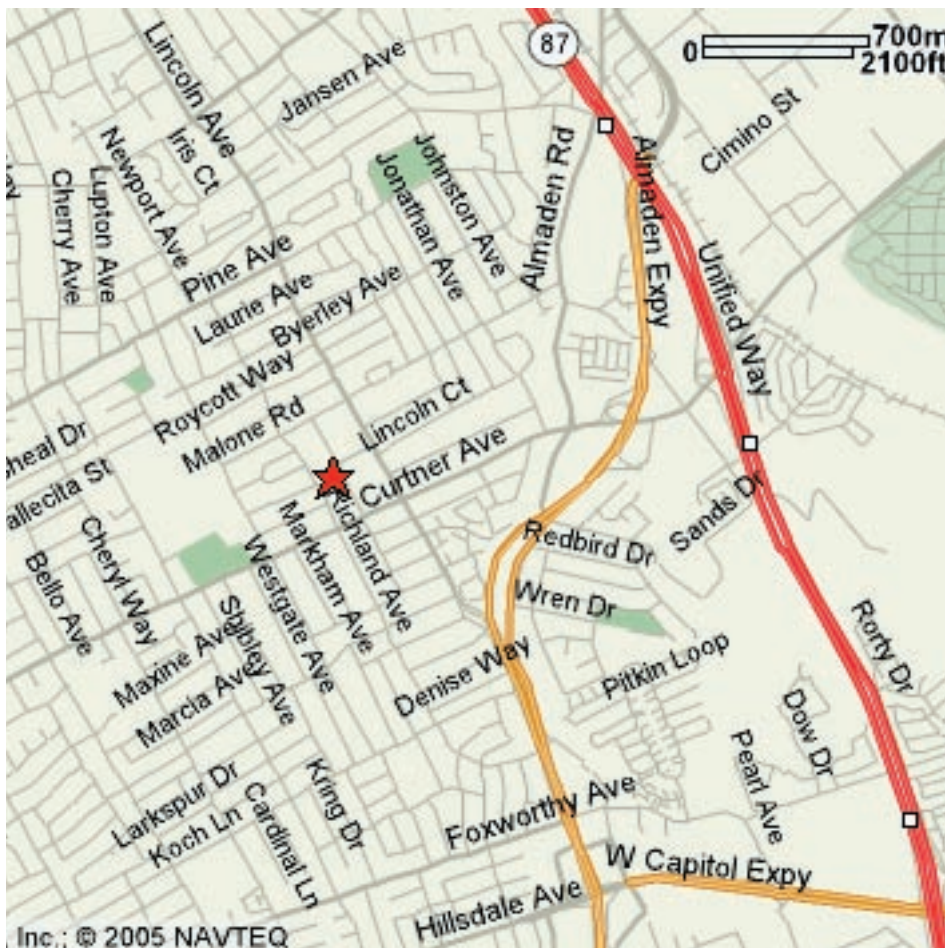
Continued on pg. 9

Shop Tour!

New Program Chairman/VP Ayman Sayed has proposed that we start a monthly shop tour, visiting the shop of some member during a 2-hour weekend open house. To get the ball rolling, Ayman's volunteered to host the first one, on Saturday, January 29th, from 10AM to noon.

Come see how Ayman does things, and perhaps pick up an idea or two about better ways to do things in your own shop.

Ayman's shop is at 1173 Elysian Pl., San Jose. The map below will show you where it is.



Ayman's house is marked by the red star near the center of the map.

Business, continued from pg. 8.

for collected receipts. Craig Thorson will collect receipts and turn them in to the stores. Steve Rosenthal will investigate making our web page an Amazon affiliate, with a link to them which will give us credits for click throughs.

New Faces

New member Harry Levin of Livermore joined us. He has dual citizenship, being the program chair and VP of BAWA.

SVW Contacts

President

Rich Johnson (408) 254-8485
latheart@pacbell.net

V.P./Program Chair

Ayman Sayed ((408) 623-6961
asayed@cisco.com

Treasurer

Craig Thorson (650) 341-7550
RPS@wwdb.org

Secretary/Editor

Phil Roybal (408) 255-4789
proybal@pacbell.net

Sunshine Chairs

Lloyd & Becky Frisbee
408 978-6219
bigguy95124@yahoo.com
(Lloyd)
lfrisbee@pacbell.net (Becky)

Photographer

Jim Gott (408) 265-9501
jgtimp@aol.com

Apparel

Bob Bowers 408 972-1684
rbbwrs1@cs.com

Ways & Means

Ace Foster (831) 336-4260
AceFoster@aol.com

Webmaster

Steve Rosenthal 408-923-6562
sailinsteve@sbcglobal.net

Librarian

Al Gore (650) 254-1173
allan_gore@peoplesoft.com



Editor's Note: PROFILE is dedicated to helping us get to know each other better. If you'd like to be featured, fill out the questionnaire on our Yahoo site and return it to Lloyd Frisbee.

Bob Bowers Apparel Chair (Member since 2002)

Q. What lathe do you use?

A. *I turn on a 10" x 14" Jet Mini, which uses a 1"-8 thread*

Q. What do you like to turn?

A. *I like to turn goblets, clocks, small bowls, pens, toothpick holders, paper-clip holders. Small stuff fits my lathe.*

Q. What is your favorite wood or other medium to turn?

A. *I like to turn Cocobolo, Walnut and Douglas Fir.*

Q. What are your favorite turning tools?

A. *I like P&N tools and my Mini set.*

Q. What types of finishes do you use?

A. *I primarily use wipe on poly, shellac, Deft, and wax.*

Q. How long have you been turning?

A. *I've been turning about 2 years.*

Q. What got you started in turning?

A. *I saw Ace Foster at a Home and Garden Show, and wanted to try it.*

Q. Who's influenced your style?

A. *Dick Pickering and Rich Johnson have influenced my style.*

Q. What would you change about the club to improve it?

A. *I think the club progress is great. I*

don't have any changes to propose.

Q. What would you like to learn or try to turn?

A. *I'd like to learn about different wood types and finishes.*

Q. What would you like to see as demo subjects at future meetings?

A. *I could use reminder sessions on basic turning techniques.*

Q. What other interests do you have?

A. *I enjoy golf, reading, and going to the gym. Tools are my toys; I enjoy learning to use them.*


FOR SALE

Andi Wolfe style scrapers

*...a joy to use.
I love it!*
Ayman Sayed

1" A2 blades, walnut handles, immaculate finish, honed and ready to use. \$45
Round A2 blades \$15


Phil Roybal
408 255-4789
proybal@pacbell.net



Even Roy wants to know...
How did you do that?

Rich Johnson's
Woodturners' Boot Camp
Learn the basics, from chainsaw to polish. An all day class. Book available. Sign up now. (408) 254-8485.

*Affordable
Elegance
Custom
Embroidery*



Deborah Bress

TEL: 408/243-6363
FAX: 408/244-0307
affordableelegance@netzero.net

CALENDAR

JANUARY

29TH

Shop tour of Ayman Sayed's shop, 10AM-12PM.

FEBRUARY

2ND

Regular club meeting at Rich Johnson's Turning Center.

6TH

Alan Lacer demo at Rich Johnson's Turning Center. 9 A.M. Reserve a seat through Herb Green.

13TH

Shop tour of Phil Roybal's shop, 11AM-1PM.

25-27TH

Peninsula Home & Garden Show, San Mateo Convention Center.

MARCH

2ND

Regular club meeting at Rich Johnson's Turning Center.

APRIL

6TH

Regular club meeting at Rich Johnson's Turning Center.

22-24TH

Woodworking Show, Santa Clara.

IRONMAN

Ironmen are those who complete all 12 President's Challenge projects for 2005. Those who meet the challenge are recognized for their efforts with distinctive IRONMAN name badges.

A green bar in the chart below means that a person has completed the President's Challenge project for the month indicated.

If you missed the January meeting, it's not too late to get in the game. Bring your Turned Name Badge to the February meeting and show it off.

	J	F	M	A	M	J	J	A	S	O	N	D
Bob Bowers												
Lloyd Frisbee												
Rebecca Frisbee												
Jim Gott												
Herb Green												
Rich Johnson												
Rick Parfitt												
Dick Pickering												
Phil Roybal												
Mike Rude												
Ayman Sayed												
Michael Wiley												