



CHIPS & Chatter

WWW.SVWOODTURNERS.ORG

THE SILICON VALLEY WOODTURNERS' NEWSLETTER

COMING UP!

December meeting
December 1st

Xmas Party at the
Johnsons' house
December 4th



Dick Pickering's Nutcrackers

November, 2004
INSIDE

Feature Story	1
Pres Sez	2
Turning Out	3
Swap Meet	6
Wood Show	6
Contact us	7
Staff Reports	7
For Sale	8
Calendar	8
Ironman	9

Part of the November meeting was devoted to a swap meet, with lots of tools and supplies changing hands. After that, our own Dick Pickering talked about his Nutcracker production run. He gave us a preview of this year's model: the American Westerner Matt Dillon.

Dick first showed a leprechaun nutcracker from 1998, so we could see what a finished product looked like. Then he told us how he makes them.

He starts with leg blanks, cut out on a bandsaw. He glues the pieces together, then refines them with a Foreman rotary carver.

Dick next makes the body and head as a spindle turning of poplar. The blank he uses is glued

up from two longer pieces with a spacer piece in the middle.



Dick shows the glued and carved legs.

Go to page 5



The year is winding down.

There are only a couple more weeks 'til our Xmas Party. Did you sign up to bring some eatin' stuff?? We have a food signup on our Yahoo site. Please go there and add what you will bring to share. (Did I tell you about the Ambro-

sia Salad?). Remember, our party is a gift exchange; so if you want one, bring one. We will have some wine that evening, and you are welcome to bring wine or beer to share also. Dec 4th, at 6 PM. Join us!

Staff for 2005 will be elected in December. Check out the nominations in this newsletter, and plan on voting at the next meeting.

As years go by, it gets harder to get programs for our monthly meetings. With new people joining our group, maybe new ideas will come out. We will have a new person handling club programs next year, and he will need your

support. If you have any ideas for programs, please let the staff know soon enough so things can be arranged in time for the meeting. With the diversity in our group, I'm sure some of you can come up with a few ideas.

I will have another sign up posted for the January H & G show. The dates are 1/7 – 1/9, and it will be at the Santa Clara Convention Center. This is a selling show, so we need things to sell. We also need you. We will need staffing for 3 days, so please sign up and join us. It's usually great fun. If you have not participated yet, see me and I can explain how we work the booth.

We're winding down our Ironman Challenge this month also. Looks like we will need a new challenge list for next year. Do we want to try for another Ironman?? We do have an annual challenge that always sneaks up and that is, in May, Tops – Spinning Tops! Plan ahead. Last year's longest spin time was over 15 minutes. Can you top that? Better get started.

Here are the 2005 President Challenges:

Jan.	Turned Name Badge
Feb.	Flower holder
Mar.	Broken / Repaired
Apr.	With Bark
May	Spinning Top
Jun.	Craft Item
Jul.	Colored
Aug.	Glue Up
Sept.	With Handle
Oct.	Deliberately Altered
Nov.	Serving ...(hint: Utilitarian)
Dec.	Gift

Happy Holidays, everyone!

Rich

Next month...

Join us on Wednesday, December 1st, at 7 P.M., as Don Bonnett shows us how he makes long-stemmed goblets. Location: Rich Johnson's Woodturning Center in San Jose.

Rich's Center is located behind his home at 14979 Joanne Ave., San Jose. From Hwy. 680, take the McKee Road exit East about 1.5 miles to Toyon Ave. Turn left and go 0.6 mile, turn right onto Joanne Ave. Bring your chair and items for Show and Tell. We all learn together.



TURNING OUT

President's Challenge and Show & Tell

Natural Edge

Phil Roybal presented a camphor scoop with a natural edged handle, cradled in a steel stand. The scoop was colored with alcohol stains and finished with varnish.

Mike Magrill (in absentia) showed a cherry bowl finished with 50% Deft.

Herb Green showed a tristania crotch piece turned into a bowl, finished with #66 oil.

Dick Pickering brought in a red bark eucalyptus, natural edged, open bowl.

Rich Johnson turned a large walnut bowl with a deep foot, which he finished with 50% Deft.

Lloyd Frisbee showed off his first bowl, a mesquite natural edge turning, finished with Deft spray lacquer.


Bill Robinson presented a small bowl of spalted maple, finished with Deft.

Clockwise, from top left: Phil Roybal, Rich Johnson, Lloyd Frisbee, Bill Robinson, Dick Pickering, Herb Green, Mike Magrill's bowl.



Continued on page 4.

Challenge continued from page 3.



Clockwise from top left: Mike Rude, Phil Roybal, Rich Johnson, Josh Salisan, Bill Robinson, Rick Parfitt, Ayman Sayed.

Mike Rude showed a privet open bowl, finished with Deft.

Ayman Sayed brought in a maple burl bowl, finished with Deft.

Rick Parfitt presented a natural edged candle stand of redwood with hurricane shade. He also brought a makeup seasonal turning: a walnut candle holder. Both were finished with varnish.

Mike Magrill and Ayman Sayed won the President's Challenge raffle.

Show and Tell

Phil Roybal showed off the first of a small production run of Andi Wolf style scrapers, made of A2 steel with walnut handles, finished with oil and wax. He's selling them for \$45 each.

Rich Johnson burned flowers into a Red alder vase, colored them with Prismacolor pens, and finished the piece with oil.

Josh Salisan showed us some small ornamental boxes of African blackwood with snakewood inlays, threaded lids, and rose engine decorations inside.

Bill Robinson brought a small birch bowl, finished with 50% Deft.



MENTOR PROGRAM

Our Mentor program includes four volunteer mentors. Contact Phil Roybal to join the list. Members who need some help (but not formal lessons) can contact:

Rich Dege	(408) 272-8122
Jim Gott	(408) 265-9501
Rich Johnson	(408) 254-8485
Phil Roybal	(408) 255-4789

Continued from page 1.



Above: The nutcracker's body and head. Below: Fitting the legs to the body.



This creates a U-shaped body. He hollows out the center of the turning with a large Forstner bit to create a rounded space for the moveable jaw. He then glues the leg assembly to the body.

The next step is to make the arms as spindle turnings. Once he's turned the arms, Dick cuts them on a 55° angle and reglues them to create bent "elbows". He then shapes hands on the ends of the arms, and drills them to hold accessories.

Dick makes the brim of Matt

Dillon's "10-gallon" cowboy hat from a thin, flat piece of wood, then clips off the sides and glues them back at an angle to create rolled brim sides. He carves the boots to shape, then turns the eyes and plugs them into eye holes he's drilled into the head.

The last pieces to be made are the accessories. In this case, Dick's equipped his cowboy with a wooden

six-shooter that features a revolving cylinder.

Dick carves his nutcrackers with Foredom or Dremel rotary carvers, then paints them, attaches "hair", and makes or paints onto them miniature costumes to fit their themes. It's a labor of love that takes him weeks, and the results are truly impressive.



Matt Dillon, ready to be painted.

Scenes from a Swap Meet

Members cleaned out workshop drawers and cabinets in preparation for the Swap Meet at our November meeting. A good selection of merchandise, from tools to wood, was spread out on Rich's floor for members to examine. Lots of people left with bags and boxes under their arms, and some under utilized tools will perhaps have a new lease on life.



Tools and wood spread out on the floor; as members trade what they don't need for things they (think they) do.

SVW at the San Mateo Woodworking Show

SVW had a free booth at the recent Woodworking Show in San Mateo: a chance to demonstrate turning and to troll for new members.

While we gave out a lot of brochures and attracted at least one new member, we struggled to keep the booth staffed. Al Gore had to do a shift alone. Jim Gott served for all three days, and Craig Thorson staffed for two. Those who worked the booth had a good time at it, but there just weren't enough people to properly represent us.

The next Woodworking Show will be at Santa Clara Convention Center next April.



Clockwise from near left: Ayman Sayed demonstrates turning, Jim Gott mounts a blank on the Jet mini lathe, Jim looks on as Ayman turns, and Lloyd and Becky Frisbee staff the booth as visitors examine turnings.

STAFF REPORTS & BUSINESS

RICH JOHNSON (PRESIDENT)

AAW is working to bring more young people into the craft. At the 2005 symposium in Kansas, all attending youths (ages 10 through 17) will receive free registration (\$245 value) when accompanied by a registered adult.

As an incentive to register and bring your niece, nephew, grandchild, or the kid down the block, a Saturday "kids-only" drawing will award 20 complete turning outfits. WMH Tool Group has generously donated 20 Jet midi-lathes on stands. Teknatool International has contributed 20 Nova precision midi-chucks. And Crown Tools has signed on to award 20 sets of seven essential turning tools.

HERB GREEN (VP/PROGRAMS)

Don Bonnett will be our demonstrator in December. Christian Burchard will conduct a demo workshop May 7th, 2005. Sign up in the Database section of our Yahoo group site.

JIM GOTT (TREASURER)

INCOME

Membership	\$30
Apparel	\$15
Andi Wolfe tickets	\$810

EXPENSES

Rich Dege demo	\$50
Wolfe fee & expenses	\$600
Thorson: demo food	\$130.62
Amazon: 100 copies of 500 Wood Bowls	\$100.10
SPENDABLE BAL.	\$460.67

PHIL ROYBAL (SEC'Y./EDITOR)

Sign up sheets are on Yahoo for Xmas party food, and for the Christian Burchard demo. I sent our roster to Treeline, and they have given us a box of catalogs and \$50 worth of gift certificates for use in our raffles.

LIBRARY

We have a new video on pens and turning by Steve Russell.

OTHER BUSINESS

Officer Candidates

Thanks to several members who volunteered to help shoulder the job of making the club go. The slate of candidates to be voted upon in December include:

President- Rich Johnson
 VP/Programs: Ayman Sayed
 Treasurer: Craig Thorson
 Secretary/Editor: Phil Roybal
 Photographer: Jim Gott
 Sunshine Chair: Lloyd & Rebecca Frisbee
 Library Chair: Al Gore
 Apparel Chair: Dick Pickering
 Ways & Means Chair: Ace Foster
 will assist, but we need help here.
 Webmaster: Steve Rosenthal?

Home and Garden Show

The next Home and Garden Shows are scheduled for Santa Clara (January 7-9) and San Mateo (February 25-27).

Special Raffle

Lloyd Frisbee won the special raffle prize, a tool bag. He will bring a special prize for the December meeting.

New Faces

Three visitors joined us for the November meeting: Mike Lesmister, Rich Arnaiz, and John Lathan.

Norman Burkhart joined the club this month. Welcome, Norm.

SVW Contacts

President

Rich Johnson (408) 254-8485
 latheart@pacbell.net

V.P./Program Chair

Herb Green (408) 268-5241
 herbertjgreen@yahoo.com

Treasurer/Photographer

Jim Gott (408) 265-9501
 jgtimp@aol.com

Secretary/Editor

Phil Roybal (408) 255-4789
 proybal@pacbell.net

Web Site

Steve Rosenthal 408-923-6562
 sailinsteve@sbcglobal.net

Library

Jeff Thorson (650) 341-7550
 jtrain@wwdb.cc

Apparel

Dick Pickering (408) 227-9821
 calwoodart@sbcglobal.net


FOR SALE



Andi Wolfe style scrapers

1" A2 blades, walnut handles, immaculate finish, honed and ready to use. \$45
Round A2 blades \$15


Phil Roybal
408 255-4789
proybal@pacbell.net



Even Roy wants to know...
How did you do that?

Rich Johnson's
Woodturners' Boot Camp
Learn the basics, from chainsaw to polish. An all day class. Book available. Sign up now. (408) 254-8485.

*Affordable
Elegance
Custom
Embroidery*



**Deborah
Bress**

TEL: 408/243-6363
FAX: 408/244-0307
affordableelegance@netzero.net

CALENDAR

DECEMBER

1ST

Regular club meeting at Rich Johnson's Turning Center. 2005 Officer and chairperson elections. Don Bonnett will demonstrate.

4TH

Annual Xmas Party and Gift Exchange at the Johnsons' house, 6PM.

JANUARY

5TH

Regular club meeting at Rich Johnson's Turning Center. Ironman badges will be distributed.

7-9TH

South Bay Home & Garden Show, Santa Clara Convention Center.

FEBRUARY

2ND

Regular club meeting at Rich Johnson's Turning Center.

25-27TH

Peninsula Home & Garden Show, San Mateo Convention Center.

IRONMAN

An Ironman is someone who completes all 12 President's Challenge projects for 2004. Those who meet the

challenge will be recognized for their efforts with distinctive IRONMAN name badges.

A green bar in the chart indicates that a person has completed the Challenge project for the month indicated.

