



CHIPS & Chatter

WWW.SVWOODTURNERS.ORG

THE SILICON VALLEY WOODTURNERS' NEWSLETTER

COMING UP!

Ironman Badges at
January meeting.
Larry Ellison pres-
ents "Wood Struc-
ture".
January 5th.

South Bay Home
and Garden Show
January 7th-9th.

December, 2004 INSIDE

Feature Story	1
Pres Sez	2
Turning Out	3
Swap Meet	6
Xmas Party	6
Editor's Notes	7
Contact us	8
Staff Reports	8
For Sale	9
Calendar	9
Ironman	10



Don Bonnett's elegant goblets

SVW member and cabinetmaker Don Bonnet came to our December meeting to demonstrate his technique for turning long stemmed goblets.

Don cautioned us to start with dry, straight grained wood, or the stems can warp. Sharp tools are a must as well, to minimize cutting forces on delicate stems.

Don began his talk by showing a set of

five goblets, in different woods and graduated sizes. He says that about 95% of the goblets he turns now make it to completion, but that wasn't always the case.

Don selected a blank of maroon Madagascar rosewood, and used a home made scribe to mark the center on each end of the blank. He gripped a Steb drive center in his chuck on the lathe, then mounted the blank

Go to page 5

PRES SEZ



It's ^{so} hard to believe

this year has come to a close and a new year is only days away. So many things have happened for us: Utah – Summer Picnic – Croquet – and our Xmas party, to name just a few.

One of the best things for me was to see new people show up, curious – imagining – wondering about turning, and then jumping in and going for it. It is so great to see our members, new and old, growing with this hobby. Some of that is because of demos they have seen, or maybe from some mentoring. I know many of us are watching the videos and looking at turning books because it shows in our work. I can see the imagination that went into some of our projects this year.

Next year might even be better. More and more people are talking about going to Utah in June, for the 26th annual Woodturning

Symposium at BYU. We should hear soon about dates and demonstrators. I know I am looking forward to that trip again. Can't wait to see all those blue SVW shirts at Utah.

Our Staff has some new members for 2005, and ideas are developing already within this group. Of course, they need our full support. So right off, “do you have ideas for demos or programs that Ayman might be able to arrange for us?”

SVW now has a “Sunshine” committee to help new members get integrated. They will also send cards from SVW to members who are sick or otherwise in need of a little extra moral support. We will need your help to pull this off. If a member or one of their family is sick or in the hospital, let us know. We'll send a card because we care!

We also have a new Librarian, and you'll see some changes coming from that direction also.

So next year is lookin' good so far...

Rich

Next month...

Join us on Wednesday, January 5th, at 7 P.M., as Larry Ellison of Higgins Hardwood talks about wood structure.
Location: Rich Johnson's Woodturning Center in San Jose.
Rich's Center is located behind his home at 14979

Joanne Ave., San Jose. From Hwy. 680, take the McKee Road exit East about 1.5 miles to Toyon Ave. Turn left and go 0.6 mile, turn right onto Joanne Ave.
Bring your chair and items for Show and Tell. We all learn together.

PRESIDENT'S CHALLENGE: TURNED NAME BADGE

President's Challenge and Show & Tell



Decoration

Mike Wiley brought two egg boxes full of ornaments in various woods. Unfortunately, we didn't get a picture.

Phil Roybal showed a maple star ornament, hand carved, power textured, then finished with Watco and wax.

Lloyd Frisbee brought a bowl of poplar, turned with the help of Jim Gott. Becky Frisbee did the decoration with wood burning and stains and finished it with lacquer.


Mike Magrill sent, in absentia, an English walnut bowl, intended to be filled with Christmas candy as a decoration.

Rich Johnson showed a group of bells, made of Micronesian ivory nuts, with wooden clappers.

Herb Green turned an inside outside tree ornament of maple and cocobolo.

Dick Pickering sent in a maple ornament, turned inside out.

Clockwise, from top left: Phil Roybal, Herb Green, Dick Pickering's ornament, Rich Johnson, Mike Magrill's bowl, and Lloyd Frisbee.



Continued on page 4.

Challenge continued from page 3.



Tony Bryhan brought a large walnut bowl decorated with symbols carved around the rim.

Jim Gott showed a small maple Christmas tree, dyed green and decorated with acrylic paint ornaments.

Rick Parfitt sent a cocobolo inside out ornament, decorated with green silk yarn.

Jim Gott and Dick Pickering won the Challenge Raffle.



Show & Tell

Rich Johnson showed a walnut burl bowl, cored from a large chunk. It's a work in progress.

Phil Roybal brought one of the Andi Wolfe style scrapers he's been making for various club members.

Becky Frisbee got her Carbatec lathe two weeks ago and has been turning perfume pens, which she finished with Crystal Coat.

Tony Bryhan presented a podocarpus open bowl finished with tung oil. He also brought a walnut burl bowl.

Rich Dege showed us a scroll sawn Woodturning Demo sign we can use for our show demos.

Mike Wiley brought several pen and pencil sets of various burls.



Clockwise from top left: Tony Bryhan, Phil Roybal, Rebecca Frisbee, Tony Bryhan, Rich Dege, Mike Wiley, Rick Parfitt's ornament, and Jim Gott.





between centers and roughed it round. He turned a dovetailed tenon on the chuck end of the piece, then removed the Steb center and gripped that tenon in his chuck. The free end of the piece wobbled off center a bit, so he levered it up as it spun with a tool passing over the tool rest and under the workpiece. This trued it up.

Next, Don used a spindle gouge to hollow the inside of the cup, plunging the gouge into the center and cutting back against the walls. He cuts at the top and back of the cavity, bringing it to final form. There's some chatter in this operation, due to the small chuck and long overhang. He finishes with a round nose scraper. He hones his scrapers to a razor edge, but does not use a burr because burrs will grab in such hard wood.

With the inside complete, Don begins to shape the outside of the goblet bowl with a spindle gouge. He pauses frequently to feel for even thickness along the goblet wall as he goes.

With most of the bowl shaped, inside and out, Don rough sands the bowl of the goblet. He then completes



Left: Shaping the goblet's bowl. Top: finishing the bowl and stem top. Right: ready to part off. Below: working along the stem.



the outside shape and finish sands to #800 or #1200, inside and out. He finishes the bowl with shellac, and rubs it with steel wool to get rid of any streaks. Finally, he rubs a wax block over the bowl and buffs it with a rag at high speed.

Now comes the tricky part. An inch or so at a time, Don turns the stem to



Finishing the next inch of stem.



final size, then sands and finishes it. When the bowl begins to vibrate, he stuffs it with toilet paper and brings the tailstock up to support it.

Finally, he turns a smooth transition between the bottom of the stem and the base, which he likes to make a little larger in diameter than the rim of the bowl. He final sands the base and finishes it, then parts off the goblet with a narrow parting tool. He pauses with the base half parted off to sand the bottom of it and apply finish.

He's made 40-50 of these goblets, and has built his skills to the point where he can make it look easy.

Great demo, Don!



A group of finished goblets.

SVW Annual holiday party

Nearly two dozen members and significant others gathered at Rich Johnson's Woodturning Center on December 4th to celebrate the holiday season with SVW's traditional potluck dinner and pirate gift exchange (something some of us look forward to for months). Several members, regulars at past events, were missing due to illness. Those who were able to make it, however, had a very good time.



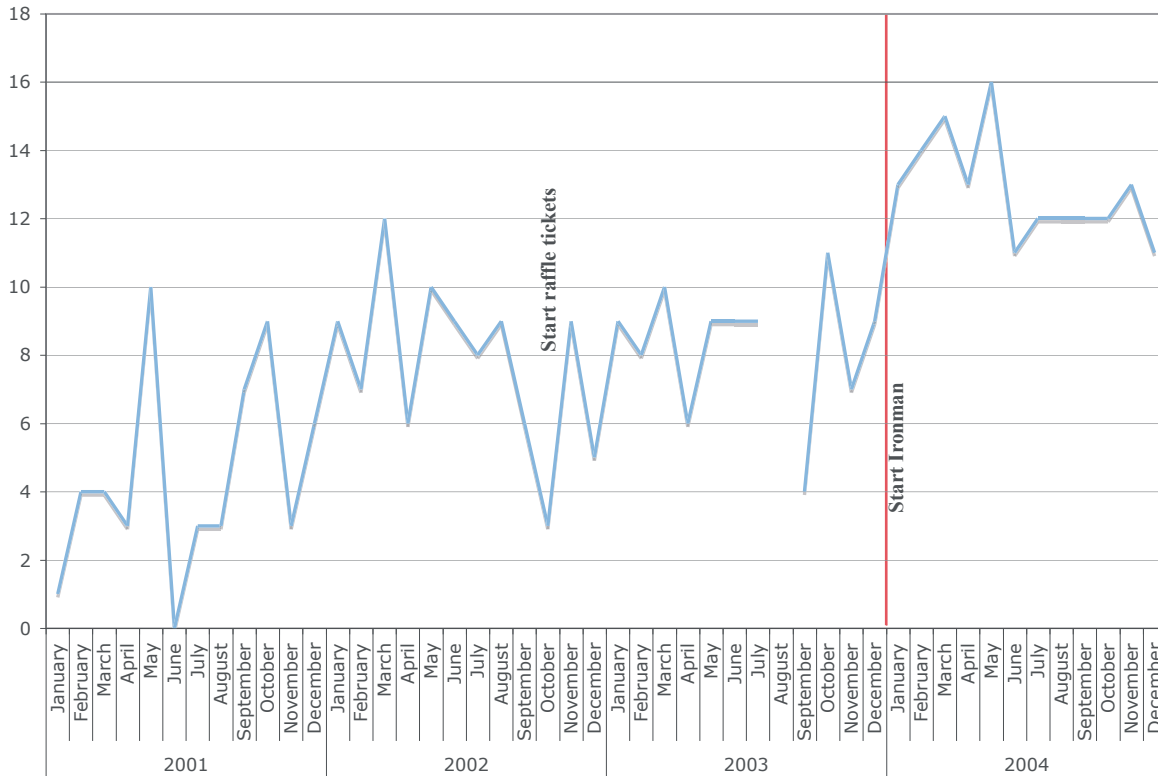
MENTOR PROGRAM

Our Mentor program includes four volunteer mentors. Contact Phil Roybal to join the list. Members who need some help (but not formal lessons) can contact:

Rich Dege	(408) 272-8122
Jim Gott	(408) 265-9501
Rich Johnson	(408) 254-8485
Phil Roybal	(408) 255-4789

President's Challenge Participation and Ironman

President's Challenge Entries, 2001-2004



Last year, we tried a new approach to boost participation in the President's Challenge.

For new members, President's Challenge is a monthly project theme. December's was "Decoration", and members were encouraged to show a decoration they had created. The Challenge gives members a chance to stretch their skills and perhaps try a technique or subject they wouldn't ordinarily attempt.


We've tracked Challenge numbers for years. The chart above shows participation jumped with the *Ironman* program, which rewards those who do all 12 Challenges in a year with a special badge. We'll award the first *Ironman* badges at our next meeting,

to recognize members with 100% participation in 2004.

There's another *Ironman* for 2005, and it's time to get started. The list of Challenges is here, starting with "Turned Name Badge" in January. Whether you're on your first turning or have decades of practice under your belt, please join in. It's fun, it's a way to grow as a turner, and you'll get a nifty *Ironman* badge to show off at meetings.

2005 Challenges

- Jan. Turned Name Badge
- Feb. Flower holder
- Mar. Broken / Repaired
- Apr. With Bark
- May Spinning Top
- June Craft Item
- July Colored
- Aug. Glue Up
- Sept. With Handle
- Oct. Deliberately Altered
- Nov. Serving ... (hint: Utilitarian)
- Dec. Gift



STAFF REPORTS & BUSINESS

RICH JOHNSON (PRESIDENT)

American Association of Woodturners (AAW) is having trouble with sign ups and renewals. They got very little response to their renewal request. If you haven't joined, or need to renew, please do so at www.woodturner.org.

Membership has many benefits, including liability insurance for members at club functions, attendance at the annual Symposium, *American Woodturner* magazine, and Educational Opportunity Grants. AAW advances the craft for all of us, and it deserves your support.

AAW is asking for demonstrators to register with the AAW resource directory through their web site.

The January Home and Garden Show is coming up. Sign up on Yahoo for staffing shifts.

HERB GREEN (VP/PROGRAMS)

Larry Ellison (no, another one) of Higgins Hardwoods will be our guest in January, talking about wood structure and how to make it work for you. Skew wizard Alan Lacer will be here for an all day demo on February 6th. Sign up now (\$30, including lunch) on our Yahoo group site or with Herb.

JIM GOTT (TREASURER)

INCOME

Membership	\$30
Apparel	\$5
Raffle	\$41
500 Wood Bowls books	\$100.09

EXPENSES

Library acquisitions	\$81.15
----------------------	---------

SPENDABLE BAL.	\$555.61
----------------	----------

PHIL ROYBAL (SEC'Y./EDITOR)

Ironman badges will be ready for our January meeting. And be ready for the kickoff of Ironman 2! Also, get those 2005 dues in: \$25 for the year.

OTHER BUSINESS

Officers for 2005

Thanks to those who make the club possible. For 2005, your officers, approved by acclamation, are:

President- Rich Johnson
VP/Programs: Ayman Sayed
Treasurer: Craig Thorson
Secretary/Editor: Phil Roybal
Photographer: Jim Gott
Sunshine Chairs: Lloyd & Rebecca Frisbee
Library Chair: Al Gore
Apparel Chairs: Bob Bowers and Dick Pickering
Ways & Means Chair: Ace Foster (but we'll lose Ace later next year, so we need more help)

Home and Garden Show

The next Home and Garden Shows are scheduled for Santa Clara (January 7-9) and San Mateo (February 25-27).

Special Raffle

Lloyd Frisbee brought the special raffle prize, which was won by Jim Keller. Keller will bring the special prize for January.

New Faces

Two visitors joined us for the December meeting: Steve Bernstein and John Whittier. Welcome to both.

SVW Contacts

President

Rich Johnson (408) 254-8485
latheart@pacbell.net

V.P./Program Chair

Herb Green (408) 268-5241
herbertjgreen@yahoo.com

Treasurer/Photographer

Jim Gott (408) 265-9501
jgtmp@aol.com

Secretary/Editor

Phil Roybal (408) 255-4789
proybal@pacbell.net

Web Site

Steve Rosenthal 408-923-6562
sailinsteve@sbcglobal.net

Library

Jeff Thorson (650) 341-7550
jtrain@wwdb.cc

Apparel

Dick Pickering (408) 227-9821
calwoodart@sbcglobal.net


FOR SALE

**Andi Wolfe style
scrapers**

*...a joy to use.
I love it!*
Ayman Sayed

1" A2 blades, walnut handles,
immaculate finish, honed and
ready to use. \$45
Round A2 blades \$15


Phil Roybal
408 255-4789
proybal@pacbell.net



Even Roy wants to know...
How did you do that?

Rich Johnson's
Woodturners' Boot Camp
Learn the basics, from chainsaw to
polish. An all day class. Book avail-
able. Sign up now. (408) 254-8485.

**Affordable
Elegance
Custom
Embroidery**



**Deborah
Bress**

TEL: 408/243-6363
FAX: 408/244-0307
affordableelegance@netzero.net

CALENDAR

JANUARY

5TH

Regular club meeting at Rich Johnson's Turning Center. Ironman badges will be distributed.

7-9TH

South Bay Home & Garden Show, Santa Clara Convention Center.

FEBRUARY

2ND

Regular club meeting at Rich Johnson's Turning Center.

6TH

Alan Lacer demo at Rich Johnson's Turning Center. 9 A.M. Reserve a seat through Herb Green.

25-27TH

Peninsula Home & Garden Show, San Mateo Convention Center.

March

2ND

Regular club meeting at Rich Johnson's Turning Center.

April

22-24TH

Woodworking Show, Santa Clara.

IRONMAN

An Ironman is someone who completes all 12 President's Challenge projects for 2004. Those who meet the

challenge will be recognized for their efforts with distinctive IRONMAN name badges.

A green bar in the chart indicates that a person has completed the Challenge project for the month indicated.

	J	F	M	A	M	J	J	A	S	O	N	D
Max Bambridge												
Don Bonnett												
Bob Bowers												
Deborah Bress												
John Brugo												
Tony Bryhan												
Norman Burkhardt												
Donald Cruce												
Sandy D'Arcy												
Rich Dege												
Tom Donnelly												
Ace Foster												
Lloyd Frisbee												
Rebecca Frisbee												
Janice Gonzalez												
Louis Gonzalez												
Al Gore												
Jim Gott												
Herb Green												
George Hall												
David Hoag												
Rich Johnson												
James Keller												
Dave Lemery												
John Lipka												
Mike Magrill												
Jay Mueller												
Bob Nakano												
Michael O'Connell												
Rick Parfitt												
Gary Petretti												
Dick Pickering												
Sam Prather												
Dick Reiser												
Bill Robinson												
Steve Rosenthal												
Jean-Claude Roy												
Phil Roybal												
Mike Rude												
Robert Sakauye												
Josh Salesin												
Ayman Sayed												
Tom Shumard												
Bob Tang												
Craig Thorson												
Jeff Thorson												
Rod Torkelson												
Bill Utter												
Liz Utter												
James Vilona												
Michael Wiley												