



CHIPS & Chatter

THE SILICON VALLEY WOODTURNERS' NEWSLETTER




Christmas Party
The Old Spaghetti
Factory
Downtown San Jose
Wednesday,
December 2
6:30 'til 9:00

Brian's Urchin Ornaments



We were once again treated to a lively and highly informative demonstration by SVW's own Brian Havens. The subject of this presentation was Urchin Christmas Ornaments and, as usual, Brian proved to be the consummate demonstrator. A week prior to the meeting

Brian posted his handouts on the Yahoo Groups website, so that the audience didn't need to take notes during the demo. He also brought hard-to-find-in-small-quantities items to sell in order to facilitate trying one's own hand at these ornaments.



For me there were two main take-aways from this presentation. The first is Brian's technique of turning a Morse taper on his icicle blank and inserting this taper directly into the headstock. He proceeds to produce

a shoulder on the blank and knocks the taper home, seating the blank for turning. This method of work-holding exemplifies the ideal K.I.S.S. method of problem solving and is elegant in its simplicity.



Brian's use of a floating mortise to join the top knot with the icicle finial is the second uber clever idea he shared during tonight's demonstration. As he explains, by creating a stockpile of floating mortise pieces and trimming them as needed you can simplify an otherwise tricky task. Following his simple procedure virtually eliminates the chance of getting glue on the urchin and allows for the variances in shell height.

In This Issue	Page
Brian's Urchins	1
Mike's Message	2
African Connection	2
Monthly Challenge	3,4
Show & Tell	5,6
Meeting Minutes	7
John Beaver Pics	8,9
Pen Wrap-up	10
Sponsors	11
Club Notes	12
Ironman	13
Tips & Tricks	15
For Sale	15

Mike's Message

Brian Haven's demonstration of turning urchin ornaments at the November meeting was informative, entertaining and timely for me. I relieved Herb Green of his stash of urchin shells when he was cleaning shop, and I decided to make ornaments this year. Brian's demo gave me a kick-start, the earliest I've ever started turning Christmas presents, with some great tips. His comprehensive handout is on Yahoo Groups for anyone in the club.



The John Beaver demo was well attended by both SVW and West Valley, and from everything I heard, was well received. As a Southern Californian, John is almost a local turner. John's plans for his bandsaw jig are also available on Yahoo Groups for member access. Thanks to all who helped put this demo together, but I want to especially thank Dennis Lillis and Richard Scott for efforts above and beyond the call of duty to pull this one off.

Donations have been good to outfit the Santa Clara High School woodshop with 8 woodturning stations, substantially aided by another Perkins Grant Jason Fery received and is applying toward the project. At last count we have \$8,636 of the \$10,000 target goal, and we have initiated purchases of lathes, chucks, face shields, turning tools, pen mandrels, and CBN wheels for the grinder. The plan is coming together, and we are under budget for our purchases. We still have some work to do to make lathe stands for the lathes to go on, but things are rolling forward.

The Christmas Party is quickly approaching, and I'm looking forward to seeing everyone have a good time. The Yankee gift exchange is always a lot of fun too. If you have not signed up, hurry up.

Happy Thanksgiving,

Mike

The African Connection

Ebony, ... Black Gold, ... Texas Tea....(oops, that might be something else).

We had a premiere distributor of ebony to the US and Canada join us at the John Beaver demonstration. He brought lots of nice looking ebony, and offered it to the attendees at 40-60% off retail prices. Ebony has gone up so much in price that every little bit helps, if you need/want some. He said he used to sell to Woodcraft in San Carlos, but they don't buy from him anymore, so it is not a conflict with his customers to deal directly with local woodturning clubs. He is offering the same discounted prices to anyone in either club; all you need to do is contact him. Next year he plans expanding into more African woods, like Bubinga and Zebrawood as well. See his information on our Sponsors page, or contact him:



Athanasius B. Effiom, BHE International, (760) 810-3299, info@bheintl.com, www.bheintl.com

~~Jed Clampet~~

Mike

Monthly Challenge "Treen" & "Holiday Ornament"




Tom Schmida, walnut
French rolling pin



Jim Gott, November: Spurtle,
made of maple, no finish;
December: Ornament of
Olive and Blackwood, lacquer
finish.



Paul Rygaard, Spaghetti
Spork and Christmas tree
ornament.



Pete Zavala, November: Bay Laurel
Mortar and Pestle, no finish.
December: Silk Oak and ebony
Xmas ornament, CA finish



Johnny Alias, Salt Pig,
Mystery wood & Black wal-
nut, Finish sanding sealer &
wipe on poly. Sea Urchin
Ornament, finish sanding
sealer & wipe on poly



Monthly Challenge "Continued"



Milton West, Nov. crab cracker
- magnolia- poly Dec-ornament
-magnolia-poly



Mike Lanahan, November - Plate,
black acacia, mineral oil and bees
wax finish. December - Urchin
ornament, padauk, w shellac
finish.



Brian, Nov: Thermoed
Tablespoon measuring
spoon; Dec: (Multiaxis)
snowman ornament with
tilted hat



Gordon Patnude, November
- Treen! Simple Honey
Dipper; December:
Ornament ,September
Makeup 2X Turned



Gary Keogh, (Makeups > Aug, Camphor bowl
- Salad Bowl Finish | Sept, Nut bowl - Oil/wax
| Oct, Thingie/50/50) Nov, Honey Dipper/
Oil/wax | Dec, Xmas Tree Ornament/Oil/wax



Show & Tell



Allen Thomas, Mallet
from bowling pin



Paul Rygaard,
Home Made Awl



Ard Sealy, Walnut
platter, 19" 50/50, Digger
Pine Bowl 23", Digger
Pine Platter 14"



Oscar, Well Centered
Bowl



Rich Johnson, Laser
Cut Acrylic Clock



Show & Tell



Dennis Lillis, Twist
a Screw Eye



Barbara Jones, Miniature
Goblet sans Captive
Rings



Gordon Patnude,
Lighthouse Pen



Donation to Santa Clara
High School



Dave Plemons,
Fractle burned vase



Donation to Santa Clara
High School



Pete Zavella, 16" Bay
Laural serving platter.
Salad bowl finish



Meeting Minutes - November 4th, 2015

Gary Keogh Secretary

President Mike Lanahan called the meeting to order at 7:00 o'clock .

There were no new members and three visitors.

Chris Eckheart

Keyi (Kammy) Chang and son Kaylen came to our meeting to ask for assistance for Kaylen on a school wood turning project. He wants to turn a few baseball bats. John Whittier said he has 2 baseball bat blanks that he would let Kaylen have and would help him with the project.

2016 Officers Election

The nominations were, President - John Whittier, VP - Mike Lanahan, Secretary - Greg Peck and Treasurer – Tom Schmida.

There were no new nominations and the nominees were unanimously approved.

Staff Reports:

The John Beaver Demo is Sunday the 15th 9 – 4,

John Whittier gave a report that the school fund. With a goal of \$10,000 the school has received a donation from our club (so far) of \$1,750. Jason applied for and has received 2 Perkins grants of \$4,600 and \$1,500 (travel) for a total of \$7,850 to date.

John also talked about the Christmas Party and encouraged everyone to please sign up soon or send him an email indicating they would attend. The deadline is drawing near.

John also announced that he is having a “Wood and Tool Event” at his house at 9:00 AM on Saturday the 14th. Coffee and doughnuts will be available. He will have old growth Redwood, dating back to the late 1800’s, plus other wood as well. There will be tools retrieved from the high school as well as some turning tools he does not need. Included in this bonanza are saw blades for 1 or 2 dollars each.

Gordon Patnude said the library has three new DVE’s purchased from Glen Lucas at his recent demo. He also asked for any remaining “Turn For The Troops” pens be turned in to him ASAP as he must take the pens to Woodcraft soon.

Mike indicated that Thelma & Collin would not be the Hospitality Representative any longer. That, of course, means some needs to “step up and assume that position”.

At the break Mike had brought some birch logs for the taking. Several took advantage of the free wood and took some home.

President’s Challenge / Show & Tell

The President’s Challenge was held followed by Show & Tell. The challenge tonight was for November and December which was Treen & a Christmas ornament respectively. The raffle for the President’s Challenge participants yielded many winners of wood (some old growth redwood) and Woodcraft gift certificates.


Brian Haven’s Ornament Demo:

Brian Haven’s sea urchin Christmas tree ornament demo followed. Brian has been making a number of You Tube videos lately and does a very good job. This, I think, has given him some good experience in doing demos. Because of his skill as a wood turner and his You Tube experience he did a fine demo with lots of good information. Among the things I learned was how to make a morse taper on a blank and how to put in the head stock to eliminate the need for a chuck or spur drive.

The meeting was adjourned at 9:30



Advanced Technique





For Extra Credit



SVW 2015 TURN FOR THE TROOPS

<><><> WRAPUP <><><>

The last pens were received at the November meeting, making a total of 70 pens to be delivered to Wood-



Craft in San Carlos before November 11.

Pens are individually wrapped with a note of thanks from SVW to the receiving serviceman or woman.

Thanks to each of the following members who participated both at the pen turning evening at the September meeting and by making one or more pens:

Jim Gott	Brian Havens	Mike Lanahan	Dennis Lillis
Joe Martinka	Gordon Patnude	Gary Petretti	Tom Schmida
	Milt West	Pete Zavala	

We are planning to repeat this again next year, and I would like to see more members participating. Imagine how many pens we could donate to the troops if we each turn only one pen each month for a whole year. **START NOW!!**

If you've never turned a pen and want to try, talk to me and I can help you get started. They are easy to turn and they make great gifts. There are styles and pen blanks for everyone you know.

Sponsors



Shavings & Sawdust

Join this Group for Home & Garden or
Sawdust Session information.

Here are the details on Shavings:

Group home page: <http://groups.yahoo.com/group/Shavings>

Group email address: Shavings@yahoogroups.com



CRAFT SUPPLIES USA

THE WOODTURNERS CATALOG

woodturnerscatalog.com • 1-800-551-8876

WOODCRAFT®

Helping You Make Wood Work®

Eric McCrystal
Store Manager

Woodworking Tools • Books • Supplies • Lumber • Classes

SEANNA WOODWORKS, INC.

Phone: 650.631.9663

d/b/a WOODCRAFT

Fax: 650.631.9633

40 El Camino Real

woodcraft561@mac.com

San Carlos, CA 94070

http://stores.woodcraft.com/san_carlos



North Woods

Wood for woodworkers
and craftspeople

- Big Leaf Maple
- White Oak
- Black Walnut
- ... and more!

service@nwfiguredwoods.com

www.nwfiguredwoods.com (800) 556-3106

15% off online orders! use WOODTURNERS coupon code at checkout.



The Sanding Glove®

17252 Big Rd, Bloxom VA 23308

Toll Free 1 (800) 995-9328



1492 Soquel Ave

Santa Cruz, CA 95062

Chocolates Worth Their Calories™

BHE

INTERNATIONAL

ATHANASIOS B. EFFIOM
Owner

Distributors

Ebony, Bubinga, and Zebrawood

12772 Boulder Creek Road
Victorville, California 92392

760.243.6847

760.255.1009 cell

810-3299

info@bheintl.com

www.bheintl.com

Secured Storage for Autos, Boats and RVs

Pedron's Storage

Storage Location: 6150 San Ignacio Ave., San Jose, CA 95119

408-269-5200

Serving San Jose
For Over 40 Years!

www.pedronsrstorage.com

Office Hours:
Tues-Fri 10-5

Our outside storage facility has:

24 hour Cardkey Access • Monitored Electronic Surveillance
Competitive Rates • Month-To-Month Lease



est. 1954

Warehouses:

Perris, Salt Lake City

Berkeley, San Francisco

Dry Kilns, Edinburgh, IN

Corp. Office: San Francisco

MG GUTIERREZ
Manager

2211 Ringwood Ave., San Jose, CA 95131

(408) 526-9663 Fax (408) 526-9664 Cell: (408) 640-7811

E-mail: mg@macbeath.com www.macbeath.com

CLUB NOTES

SVW NEEDS YOU!

It takes more than the officers and program chairs to make our club function at its best. If your name's not in the column at right, we still need your help in other ways to manage some of the club's activities.

This is a **HELP WANTED** ad, and we need you to respond. There are always things that need doing. In particular, we need:

- Volunteers for shop tours
 - Volunteers to present/demonstrate at meetings
 - Members to write up their profiles for the newsletter
 - Short articles or Tips & Tricks for the *Chips & Chatter* newsletter
- Please contact Mike Lanahan to volunteer and help make our activities happen.

2014 Silicon Valley Woodturners Officers, Staff, Volunteers, and Contacts

President	Mike Lanahan	(408) 926-9330	Mikelan@aol.com
V.P./Programs	Dennis Lillis	(408) 309-8060	denjlillis@gmail.com
Treasurer	Dick Westfall	(831) 688-2687	r_westfall@msn.com
Secretary	Gary Keogh	(408) 281-9054	gkeogh@sbcglobal.net
Newsletter Editor	Bob Gerenser	(408) 262-5411	bob.gerenser@sbcglobal.net
Hospitality	Thelma Mackenzie	(831) 425-1514	tm@jknvl.com
	Colin Mackenzie	(831) 425-1514	colin@mackenzieschocolates.com
Membership Chair.	Paul Rygard	(408) 866-0390	prygard@yahoo.com
Photographer	Jim Gott	(408) 265-9501	jgtimp@aol.com
Property Mgmt.	Gary Keogh	(408) 281-9054	gkeogh@sbcglobal.net
Librarian	Gordon Patnude	(408) 267-6789	
Webmaster	Pete Zavela	((405)849-2858	zavelawoodturning@gmail.com
Site Prep	Johnny Alias	(408) 227-2423	vets9@ix.netcom.com
	Milton West	(408) 729-6334	miltwest@sbcglobal.net
Special Events	John Whittier	(408) 379-3722	turninghands@yahoo.com
Audio/Visual	Richard Scott	(408) 799-0005	rams1942@sbcglobal.net
Yahoo Groups	Howard Cohen	(408)378-9456	howard687@yahoo.com
Owner			

Sharing Knowledge

MEMBERS: Please contribute your expertise to our newsletter. The editor will help you get your article ready if need be. Deadline is one week after our club meeting.

OTHER WOODTURNING CLUBS: You may use materials in this newsletter for the benefit of other turners. Please credit Silicon Valley Woodturners and the newsletter month and year for any material you use, and mention our web site: www.svwoodturners.org. Note that if we've flagged an article as having been reprinted from another source with permission, you must secure that same permission in order to use that material.

Volunteer Instructors / Mentors

The turners below have graciously offered to open their shops to help members who want to learn to sharpen, try something new, or master a technique that just doesn't seem to be working. We all love to share. You just have to ask.

Willing to help? Contact Mike Lanahan to join this list.

Jim Benson (831) 475-5615

Jim Gott, jgtimp@aol.com, (408) 265-9501 sharpening, design, natural edge bowls, boxes, goblets, tool control, you name it. Anything but segmenting.

Mike Lanahan, lanahan.mike@gmail.com, (408) 926-9330 Pepper Mills, Segmented, and Shaving or Makeup Brushes.

Dennis Lillis, denjlillis@gmail.com, (408) 353-3821 Hollowing, sharpening, and coring

Ironmen are those who successfully complete all 12 President's Challenge projects for the year. Those who meet the challenge are awarded coveted and distinctive IRONMAN name badges. A blue bar in the accompanying chart means that person has completed the project for the month indicated. You needn't be a great turner, you just need to participate. Make something in our Challenge theme and

Editor's Note

If I've somehow overlooked your President's Challenge entry, send me an e-mail at bob.gerenser@sbcglobal.net

Member's Challenge 2015	January One Tool	February Rude Osolink	March Inside/Outside	April: Winged	May Stemmed organic	June Embellish	Faceplate w/ Bead/Cove	August Under cut Rlm	September Twice-Turned	October Purley Sculptural	November: Treen	December Holiday Ornament	Picnic Wall Hanging
Alias, Johnny													
Brown, David													
Gerenser, Bob													
Gott, Jim													
Green, Herb													
Havens, Brian													
Jones, Barb													
Keogh, Gary													
Lanahan, Mike													
Landon, Scott													
Lillis, Dennis													
Mackenzie, Colin													
Martinka, Joe													
Patnude, Gordon													
Plemons, Dave													
Peck, Greg													
Rygaard, Paul													
Schmida, Tom													
West, Milton													
Westfall, Dick													
Zavala, Pete													

For a more detailed description of the 2014 President's Challenges, go to:

<http://groups.yahoo.com/group/SVWoodturners/files/Forms/>

IRONMAN Rules

- There are twelve challenges listed for the year and in order to qualify for Ironman you must show, by the end of the year, that you have completed all twelve challenges.
- Challenge entries should be shown at the meeting corresponding to the challenge schedule.

Next Meeting...

**Join us Wednesday, January
6h@7:00PM**

Santa Clara High School Woodshop

3000 Benton St, Santa Clara, CA

It is right across the street from the Baptist Church sign, and just past (coming from Kiely) a No Entrance sign.

January Program: TBA

January Challenge: TBA

Dinner before the Meeting:

Watch for email update



Join Silicon Valley Woodturners

Want to join a great group of turning enthusiasts in an atmosphere of sharing and camaraderie? Become a member of Silicon Valley Woodturners. We meet on the **First** Wednesday of each month. See page 2 for details. Drop in at any meeting and check things out. To join, contact John Whittier (see contact list), or just complete the application form below and mail with check to Grant. Learn more about our club on the web at www.svwoodturners.org.

Silicon Valley Woodturners Membership Application

Please print and mail with a check payable to SVW for \$35* individual (\$45* family) to:
Paul Rygard, 255 Prince St. Los Gatos, CA 95032

Name _____

Address _____

City _____ **State** _____ **Zip** _____

Phone(s): home: _____ mobile: _____

Email _____ **Website** _____

Lathe(s): _____

Current Member of AAW? Yes ☐ No ☐

Member-ship*	Renewal	2 nd Quarter April - June	3 rd Quar-ter July - Sept.	4 th Quar-ter Oct. - Dec.
Individual	\$35	\$25	\$20	\$10
Family	\$45	\$35	\$30	\$15



Tips & Tricks

There is an interesting article on “DONATIONS TO NON-PROFITS” in the October issue of *Turning Times*, the newsletter of the Cascade Woodturners, which you can find by following this link:

<http://www.cascadewoodturners.com/newsletters/TurningTimes1015.pdf>

FOR SALE

Smocks, SVW colors. \$30 (SVW patch not included). Contact John Whittier for details.
(408) 379-3722,
tuinghands@yahoo.com



Bandsaw Cutting Round Disk Sets, numbered, with center holes— Select a disk size appropriate to the size blank you want to bandsaw from a log, and secure it to the log through the center hole to the log with a wood screw, and cut outside

the disk with the saw for an optimally sized and shaped turning blank. These sets of 1/4" thick MDF disks increment by 1 inch from 4" to either 12" or 20", depending on the set. 4"-12" set (shown), \$14, or the 4"-20" set, \$20. Contact John Whittier for de-

