



# CHIPS & Chatter



THE SILICON VALLEY WOODTURNERS' NEWSLETTER

## A Thin Walled Green Bowl

**February 7th**

**Program**

**Mark Koenig**

**Lidded Boxes/Peppermills**

**Dennis**

**Lillis**

was the demonstrator at the January meeting and he led off by showing a variety of his thin walled turnings to whet the audience's appetite. Dennis spent some time discussing finding the visual balance in a blank you're contemplating using

and determining how best to rough cut it for optimum appearance.

Because no demonstration is complete with-



out Mr. Murphy making a cameo, as Dennis was wielding his electric chainsaw like a chef carving a turkey, he discovered a hidden branch inclusion in his blank. While not a deal breaker, this encapsulation of grit would come to haunt him.



Continued on Page 5

In This Issue	Page
Dennis's Thin Bowl	1,5,6
The President's Turn	2
Calendar	3
Rudy Lopez Flyer	4
Why Attend a Symposia?	5,7
Minutes	8
Colin's Corner	9
President's Challenge	10-12
Show & Tell	13,14
Club Notes	15
Ironman 2017 Final	16
Ironman Stats	17
Sponsors	19
For Sale	20

## The President's Turn Retrospective:



Happy New Year! Last year in my January President's Turn article, I said that I believe we should strive for 3 things:

**Have fun.** This must remain #1. If we are not enjoying being a part of the club, then nothing else matters because we won't participate.

**Teach, Learn and improve.** I think every member wants to learn new tricks and techniques. Furthermore, most of us enjoy helping others learn and improve.

**Outreach and advancement of woodturning.** By reaching out to the community and other interested people, we can give back to the community and help bring our craft to a broader audience.

So. How have we done?

Have fun? Each person might have a different opinion, but I think we accomplished this. I have certainly continued to enjoy being part of the club. If participation is any indication, I would say most people have.

Teach Learn and improve? We have continued to do this. Almost of our activities do this in some way. However, this year I hope to step this up a notch. Mark has done an excellent job of arranging the monthly programs to align with the president's challenge. This will give a great incentive to practice what we see in the program... thus locking in what we learn. In addition, we are about to have our first Turn-n-Learn session, and this is going to be a great way to learn from each other (More on this latter)

Outreach and advancement of woodturning? We have certainly done this! We have continued with the Pens for the troops. We have continued teaching the Pen Classes. (A couple of the students have gone into business making and selling pens!). We also have 4 volunteers in the woodshop classroom almost every day. This year we will be looking into adding Beads-Of-Courage boxes to our activities. (stay tuned for more info on this as we work it out.)

Overall, we are doing pretty well. If anyone has ideas on how we can do better, let me know!

### Turn -N-Learn

Ever since the school shop got all of the lathes, several of us have talked about having 'real' sawdust sessions at the shop where we get on the lathes and make some sawdust. Since 'Sawdust session' is already taken, we are going to call them 'Turn-n-Learn' and are about to have our 1<sup>st</sup> one. (Jan 27).

The overall idea is to work together on the lathes in order to learn from each other. We will try to have a 'focus' at each one. As an example, at the first one our focus will be 'Thin walled green bowl'. This will help you prep for the president's challenge. However, even if you are not interested in the focus of the session, feel free to come in. You can ask for help or provide help on any topic/skill you would like to work on.

We have never done this before, so we will all be learning as we go, and I am sure we will adjust the format as needed.

Till next month....

One good turn deserves another!

Paul

# 2018 Calendar of Events

January	February	March
Meeting: Wed. the 3rd	Meeting: Wed. the 7th	Meeting: Wed. the 7th
President's Challenge:	President's Challenge:	President's Challenge:
Turned Name Badge	Thin Walled Bowl	Lidded Box/Peppermill
Program: Dennis Lillis	Program: Mark Koenig	Program: Cindy Navarro
Green Thin walled Bowl	Lidded Box/Peppermill	Reconstructed Utensils
		Rudy Lopez 3/10
April	May	June
Meeting: Wed. the 4th	Meeting: Wed. the 2nd	Meeting: Wed. the 6th
President's Challenge:	President's Challenge:	President's Challenge:
For the Kitchen/not bowl	Top	Coloring a Turned object
Program: Sharpening	Program: Top Night	Program: Sanding
Turn-N-learn		Turn-N-learn
	Trent Bosch 5/19	
July	August	September
Meeting: Wed. the 11th	Meeting: Wed. the 1st	Meeting: Wed. the 5th
President's Challenge:	President's Challenge:	President's Challenge:
School Donation	a Bowl for Aesthetics	Collabotate/Training
Program: Jim Rodgers	Program:	Program: Jim Gott
Concepts of Design	Compare and Critique	Nat.Eg. Bowl/platter
		Sam Angelo 9/9
October	November	December
Meeting: Wed. the 3rd	Meeting: Wed. the 7th	Meeting: Wed. the 5th
President's Challenge:	Challenge: Calabash	President's Challenge:
Nat.Eg. Bowl/platter	Program: Finishing	For the Holidays
Program: Dennis Lillis		Program:
Calabash		Christmas Party



# Rudy Lopez

## Production Woodturner

**Saturday, March 10, 2018**

**9:00 am to 4 PM**

Bridges Community Church  
625 Magdalena Ave, Los Altos


Admission is \$20 for Members  
and Spouses

(Includes lunch for those who  
sign up in advance)

\$30 for Non Members

All Students are Free!

Co Sponsored by WBAW and  
SVW



The West Bay Woodturners and Silicon Valley Woodturners are pleased to announce an all-day demonstration by Rudy Lopez at the Bridges Church in Los Altos. The doors will open at 8:30 am. The general public is invited to attend. The admission fee for this demonstration has been deeply discounted and is being sponsored by the two Rudy will cover a range of topics: **TBD**

For more information on this demonstration and to sign up for lunch, contact Bob Bley, WBAW Program Officer, by email at [rbley90@gmail.com](mailto:rbley90@gmail.com) , or by phone at 650-854-4939



# Why Attend Woodturning Symposia?

## (AKA - Should I go to the 2018 AAW Symposium in Portland OR?)

Early in my woodturning adventures I did not attend professional woodturning demonstrations held several times a year by our club. I did not recognize the names of the professional turners, understand their specialties, or know what they would be demonstrating, or if I was even interested in ever doing what they were demonstrating. As far as going to a multi day symposium, with many such demonstrators was not even close to being on my dance card.

One of my friends who will remain nameless (Bob) rather cruelly I thought at the time (I now understand he was being presidential) said I didn't know \$h!t, and that I would learn something from anybody I went to see demonstrate, no matter how bad they were. I have to reluctantly agree that he was right. Now, I can't wait for an excuse to go to one. The good news is the annual AAW Symposium, the largest woodturning symposium with the most talented and diverse professional demonstrators from around the planet, is in Portland OR in June of 2018. This is the closest it will be to the Bay Area in a very long time. Think of it as a total solar eclipse.

But symposia are costly! Granted, \$300 discounted admission, plus travel & lodging are not insignificant. Aside from a formal woodturning training program, there is no better quality and diversity of learning opportunities available over several days than from a symposium. Compare the cost of a symposium to let's say a semester of college. Which one do you think will have more actual practical application?

They say: "Experience is the best teacher". Yea, but she is a cruel and heartless mistress! Does the idea of standing on the shoulders of those that came before you in order to learn from their mistakes ring a bell? Experience takes a long time, and can result in considerable damaged wood, discarded turnings, and injury. What does a trip to the emergency room cost, compared to a symposium, and which sounds like more fun? Experience also takes time. If you have many decades ahead of you to slowly plod along to improve your skills, by all means, rely on trial & error. At this point in my life, I need to accelerate the learning process for the time I have left, and to allow me to produce what I hope to become family heirlooms, rather than oops, I learned something from that one.

You ALWAYS have unintended learning consequences from these demos. It may have NOTHING to do with the specific topic of the demonstration, but could be an ancillary wood holding technique, tool, method or presenting a tool, sanding technique, etc. There are often good deals on wood or other turning tools and equipment at the events as well. There is also a social aspect to these get togethers. Be it with your fellow club members, AAW representatives, demonstrators or tool manufacturers, or other attendees from across the world that attend. Creative inspiration is another ancillary benefit, by being exposed to the diversity of turned art, and techniques.

Continued on Page 6



As mentioned, Dennis is a master of the chainsaw and whittled his half log blank down to serviceable size in no time flat. He fixed a screw center in his four jaw chuck and drilled the appropriate hole in the blank and spun the blank on tight. Taking one of his bowl gouges with an unrelieved heel he proceeded to shape the outside of the bowl.


Dennis brought a hand full of sharp gouges to the demo and he paused to mention how some have the heel ground back to provide clearance while turning the inside of the bowl without leaving a tell-tale score mark.



After the outside was turned and a tenon properly sized Dennis demounted the blank and remounted it in his chuck outfitted with long jaws. He prefers these as they give him better access to the "back", or tailstock end, of the bowl.



After truing up the rim of the bowl he proceeded to start turning the inside. By this time the grit embedded in the branch inclusion has taken the edge off at least half of his gouges. Dennis hogged out the top third, or so, of the bowl in rapid fashion. As he started to get serious about making a *thin walled* bowl he didn't slow the lathe, but he slowed his pace. Taking lighter cuts now and using his finger calipers he homes in his target thinness. Dennis uses a heavy bowl scraper to blend any slight surface irregularities before continuing on to remove more of the bulk.




Continued on page 6



He continues to quickly clear the wood and then patiently sneaks up on the desired wall dimension. He blends the final gouge cuts with his scraper. Dennis uses the same grind bowl gouge throughout and does not use a "bottom feeder" gouge. Instead, he sweeps the bowl gouge up and over as he is clearing the bottom.



Dennis uses wide strips of Abranet, held shoe-shine rag fashion, to sand the outside of green turned bowls. On the inside he uses abrasive discs in a corded drill for sanding.



## Why Attend Woodturning Symposia? (Continued from page 4)

Are you already at the pinnacle of woodturning skill, and have nothing further to learn, or do dogs look yearningly at the shape of your bowls, thinking there must be something meant for them inside? Well, I find that many of the most proficient woodturners are regular symposium goers. It would seem this is a group that would need the training the least. Sometimes you have to hear the same thing multiple times for it to sink in. At least that's true for me. Sometimes it doesn't make sense until you have experienced the problem yourself, and that "ah ha" moment arrives. Could it be more than a coincidence that the skilled & proficient woodturners are repeat symposium offenders?

Why do some novice turners, who could benefit the most, not take advantage of this wealth of information? All I can imagine is they are a lot like I was, and unaware of the benefit. Come on in, the water's fine!

Mike

# Meeting Minutes - January 3, 2018

## Meeting was called to order at 7:00 p.m. by Paul Rygaard



**Visitors:** Brandon Rapp (SCHS student), Albert Yi , Colin Mckenzie (college break). WELCOME!

### **Staff Updates:**

- **Paul Rygaard** (President) —
  - Announced that the Board met this day. Financial balance is good.
  - Made plea to donate more finished woodturnings to the HS during the year so the School raffle will be able to generate funds for the School shop from the yearly raffle. **DO IT!**
  - Announced the 2018 President Challenges . A sheet with the Presidents Challenges and programs was given to each club member.
- **Gordon Patnude** (Membership) — As of tonight, there are 76 members. Pay your dues.
- **Gordon Patnude** (Outreach) — Sent a letter to Incra Tools. Possibly a \$2,900 donation is in progress for tools such as routers, table Saw, other for the School woodturning projects.
- **John Whittier** (Woodmeister) — Lathe bought by a student.
- **Dennis Lillis** (Woodmeister) — Carob, Ironbark eucalyptus, Australian poplar available.
- **Dennis Lillis and Tom Kenyon** — Dennis has 12 gallons of Anchor Seal. Tom distributed the CA glue that was ordered. Contact Dennis or Tom for the items.
- **Mike Lanahan** — Professional Demos for 2018. More to be announced at a later time.
  - March 10, Saturday — Rudy Lopez. Cost is \$20 for all day , includes lunch! Bridges Church See his website at <http://rudolphlopez.com/>

### January President's Challenge & make-ups — "Turned Name Badge"

- *See the Member and their top in the President's Challenge photo section of this Newsletter.*
- Raffle** — Eight tickets, one for each piece shown. Nice wood, book, & money certificates given.

### January Show and Tell —

- *See the Member and their work in the Show & Tell photo section of this Newsletter.*

### Break

### Presentation — Dennis Lillis, " Turning a Green Thin Walled Bowl"

Thin? How about almost paper thin! Nice job, Dennis. Thanks. See photos elsewhere in this newsletter

**Meeting adjourned at 9:15 p.m.**





# Colin's Corner

I recently became aware of a useful app for a smartphone or other device that you might like to know about.

Woodturners are curious people and this app is a *humdinger* for curious people like you.

Have you ever been frustrated by the term *mystery wood*? Really! Unless you are living in a remote jungle somewhere most of the trees we come across have names and are well known. It has always bugged me when I or someone else refers to an item as mystery wood.

With your help, this could soon be a feature of the past.

iNaturalistic.org is an organization whose intent is to help all of us understand more about the natural world we live in—hence the name of the application—iNaturalistic.

## How It Works



When you are out and about and you want to identify an insect, an animal, a bush or even sometimes a tree all one has to do is to take a picture of it with a smart device using the app and bingo it will usually be identified right down to its Latin name.

I hear you! What's the catch? There is no catch: the app is free. The way you can help is to get everything in nature identified. Identifying trees is in the early stages as it is difficult to get the complete tree into one frame but with the help of woodturners we can all help the app\* become more competent.

So, join me in a campaign to outlaw the term of *mystery wood* from your vocabulary.

\* There are well written more expansive explanations on the internet.

# President's Challenge "Turned Name Badge"



**Colin McKenzie —**  
Chocolate bar name tag.  
It's never cheating when  
it's chocolate



**Barb Jones —**  
Manzanita burl with  
turned piece attached.



**Thelma McKenzie —**  
Chocolate bar name  
tag. YES!



**Gordon Patnude —**  
Mahogany name holder  
with magnet to hold the  
name.



**Joe Martinka —**  
>> 2017 make up – goblet  
(good to hold small screws)  
>> January—Name badge w  
wood-burned name

# President's Challenge "Turned Name Badge"

## Colin Mckenzie —

I lost the badge on the way here.....

Do you believe me or do you not believe me?

I'll find it and I'll bring it next time!



## Mike Lanahan —

Vinyl cutter used to cut letters on sand blast resist film. Placed the letters on blue/red stained disc, sand blasted the disc, painted background black. Coated with lacquer. Peeled off the resist.



## Pete Zavala —

White oak same size as a name tag — 2 1/4 x 3 1/2



## Bob Gerenser —

In the style of a winged bowl. Maple veneer letters (made with CNC machining) placed into engraved wood. PolyCoat



## Gary Keogh —

Cherry name tag. Dremel tool engraved the name, then fill with white paint.





# President's Challenge "Turned Name Badge"



## **Ray Hari —**

Cedar w slight radius, made curves on edges with parting tool. Put name on wood with Shopbot. Curve affected depth of letters,



## **Kevin Lee —**

Plum disc with a groove made with a captive ring tool he had made. Placed name on thin clear plastic, inserted into groove,  
Put pin on the back.





# Show & Tell

**BOWL DONATED TO THE SCHOOL**



**Barb Jones —**

Funny — "I've fallen in love with turning boxes. Each one is worse than the one before."  
Pear wood box and bowl  
Mike turned the bowl and I finished with WipeOn Poly



**Both DONATED TO THE SCHOOL**



**Joe Martinka —**

Inspired by Kalia (Porringer bowl), rimmed vacuum plate and pressure plate; (left) and Carl Jacobsen (Index jig), a Shopbot version, can use dry-erase markers. Mark the holes you want to hit. Index point with the peg. (right)



**Colin Mckenzie —**

Good demonstration by the lady from Santa Rosa. Thanks to this club's program people for choosing her. It inspired this bowl.



**Tom Schmida —**

Poplar thin walled naturql edge bowl. Copper (Gilder's wax/paste) on the natural edge.

# Show & Tell



## David Plemons —

Alumilite clear plastic over a burl piece.

Process: Square box, add burl to box, pour clear plastic into box, cure, then turn.

Vacuum the bubbles out **before** you pour into the box.



## Oscar Wittrock —

First lidded box in years. Sanding sealer and 2 coats of 50/50.

Turned the box upside down. "It works."



## Pete Zavala —

Blue oak goblet. Stem is straight grain, about 1/16 " thick after turning



# CLUB NOTES

## Officers, Staff, Volunteers and Contacts

<b>President</b>	Paul Rygard	(408) 866-0390	<a href="mailto:prygard@yahoo.com">prygard@yahoo.com</a>
<b>V.P./Programs</b>	Mark Koenig	(408) 888-4944	<a href="mailto:mskoenig@ieee.org">mskoenig@ieee.org</a>
<b>Prof. Demos</b>	Mike Lanahan	(408)926-9330)	<a href="mailto:Mikelan@aol.com">Mikelan@aol.com</a>
<b>Treasurer</b>	Tom Schmida	(831) 688-3866	<a href="mailto:tschmida@sbcglobal.net">tschmida@sbcglobal.net</a>
<b>Secretary</b>	Greg Peck	(408) 623-9156	<a href="mailto:gregoreo@me.com">gregoreo@me.com</a>
<b>Newsletter Editor</b>	Bob Gerenser	(408) 262-5411	<a href="mailto:bob.gerenser@sbcglobal.net">bob.gerenser@sbcglobal.net</a>
	Greg Peck	(408) 623-9156	<a href="mailto:gregoreo@me.com">gregoreo@me.com</a>
<b>Hospitality</b>	Barbara Jones	(408) 257-9385	<a href="mailto:northbaj@att.net">northbaj@att.net</a>
<b>Membership Chair.</b>	Gordon Patnude	(408) 267-6789	<a href="mailto:gppatnude@comcast.net">gppatnude@comcast.net</a>
<b>Outreach Chair</b>	Gordon Patnude	(408) 267-6789	<a href="mailto:gppatnude@comcast.net">gppatnude@comcast.net</a>
<b>Photographers</b>	Jim Gott	(408) 265-9501	<a href="mailto:jgtimp@aol.com">jgtimp@aol.com</a>
	Mike Lanahan	(408) 926-9330	<a href="mailto:mikelan@aol.com">mikelan@aol.com</a>
<b>Property Mgmt.</b>	Gary Keogh	(408) 281-9054	<a href="mailto:gkeogh@sbcglobal.net">gkeogh@sbcglobal.net</a>
<b>Librarian</b>			
<b>Webmaster</b>	Pete Zavala	(405) 849-2858	<a href="mailto:zavalawoodturning@gmail.com">zavalawoodturning@gmail.com</a>
<b>Site Prep</b>	Johnny Alias	(408) 227-2423	<a href="mailto:vets9@ix.netcom.com">vets9@ix.netcom.com</a>
	Milton West	(408) 729-6334	<a href="mailto:miltwest@sbcglobal.net">miltwest@sbcglobal.net</a>
<b>Audio/Visual</b>	Richard Scott	(408) 799-0005	<a href="mailto:rams1942@sbcglobal.net">rams1942@sbcglobal.net</a>
	Greg Peck	(408) 623-9156	<a href="mailto:gregoreo@me.com">gregoreo@me.com</a>
<b>Social Chair.</b>			
<b>Yahoo Groups</b>	Howard Cohen	(408)378-9456	<a href="mailto:howard687@yahoo.com">howard687@yahoo.com</a>

## Volunteer Instructors / Mentors

The turners below have graciously offered to open their shops to help members who want to learn to sharpen, try something new, or master a technique that just doesn't seem to be working. We all love to share. You just have to ask.

Willing to help? Contact Mike Lanahan to join this list.

**Jim Gott**, [jgtimp@aol.com](mailto:jgtimp@aol.com) , (408) 265-9501 sharpening, design, natural edge bowls, boxes, goblets, tool control, you name it. Anything but segmenting.

**Mike Lanahan**, [lanahan.mike@gmail.com](mailto:lanahan.mike@gmail.com) , (408) 926-9330 Pepper Mills, Segmented, and Shaving or Makeup Brushes.

**Dennis Lillis**, [denjlillis@gmail.com](mailto:denjlillis@gmail.com) , (408) 353-3821 Hollowing, sharpening, and coring.

**Gordon Patnude**, [gppatnude@comcast.net](mailto:gppatnude@comcast.net), (408)267-6789 Pen Turning and general turning questions.

**John Whittier**: [whit10506@aol.com](mailto:whit10506@aol.com), (408)761-3941sharpening, design, natural edge bowls, boxes, goblets, tool control, you name it. Anything but segmenting.

# 2017 IRONMAN Final Results

President's Challenge 2017	January Embellishment	February Home Made Tool/Jig	March Use the Skew	April: Segmented or Glue-up	May Toy or Top	June Broken & Repaired	July Not Wood	August Wearable	September Collaboration or Training	October Face or Profile	November: Multi Axis	November: For the Holidays	Picnic: Platter
Alias, Johnny													
Brown, David													
Butt, Kyle													
Cohen, Howard													
Donovan, Jim													
Elmhorst, Jesse													
Gallis, Jerry													
Gerenser, Bob													
Havens, Brian													
Hari, Ray													
Jones, Barbara													
Keogh, Gary													
Koenig, Mark													
Lanahan, Mike													
Lee, Kevin													
Levin, Gordon													
Lillis, Dennis													
Mackenzie, Colin													
Martinka, Joe													
Moody, Marcus													
Patnude, Gordon													
Perrine, Jay													
Plemons, David													
Rygaard, Paul													
Schmida, Tom													
Vaneer, David													
West, Milton													
Westfall, Dick													
Zavala, Pete													



# 2018 IRONMAN

Ironmen are those who successfully complete all 12 President's Challenge projects for the year. Those who meet the challenge are awarded coveted and distinctive IRONMAN name badges. A blue bar in the accompanying chart means that person has completed the project for the month indicated. You needn't be a great turner, you just need to participate. Make something in our Challenge theme and bring it to the next meeting.

## Editor's Note

If I've somehow overlooked your President's Challenge entry, send me an e-mail at bob.gerenser@sbcglobal.net

President's Challenge 2018	January Turned Badge	February Thin Walled Bowl	March Lidded Box or Peppermill	April: Kitchen Not a Bowl	May Top	June Coloring a Turned Object	July School Donation	August Bowl design	September Collaboration or Training	October Natural Edge	November: Calabash	November: For the Holidays	Picnic: TBD
Alias, Johnny													
Brown, David													
Butt, Kyle													
Cohen, Howard													
Donovan, Jim													
Elmhorst, Jesse													
Gallis, Jerry													
Gerenser, Bob													
Havens, Brian													
Hari, Ray													
Jones, Barbara													
Keogh, Gary													
Koenig, Mark													
Lanahan, Mike													
Lee, Kevin													
Levin, Gordon													
Lillis, Dennis													
Mackenzie, Colin													
Martinka, Joe													
Moody, Marcus													
Patnude, Gordon													
Perrine, Jay													
Plemons, David													
Rygaard, Paul													
Schmida, Tom													
Vaneer, David													
West, Milton													
Westfall, Dick													
Zavala, Pete													

For a more detailed description of the President's Challenges, go to:

[https://groups.yahoo.com/neo/groups/SVWoodturners/files/Presidents Challenge/](https://groups.yahoo.com/neo/groups/SVWoodturners/files/Presidents%20Challenge/)

## IRONMAN Rules

- There are twelve challenges listed for the year and in order to qualify for Ironman you must show, by the end of the year, that you have completed all twelve challenges.
- Challenge entries should be shown at the meeting corresponding to the challenge schedule.

# SVW NEEDS YOU!

**It takes more than the officers** and program chairs to make our club function at its best. If your name's not in the column at right, we still need your help in other ways to manage some of the club's activities. This is a HELP WANTED ad, and we need you to respond. There are always things that need doing. In particular, we need:

- Volunteers for shop tours
- Volunteers to present/demonstrate at meetings
- Members to write up their profiles for the newsletter
- Short articles or Tips & Tricks for the *Chips & Chatter* newsletter

Please contact Mike Lanahan to volunteer and help make our activities happen.

**OTHER WOODTURNING CLUBS:** You may use materials in this newsletter for the benefit of other turners. Please credit Silicon Valley Woodturners and the newsletter month and year for any material you use, and mention our web site: [www.svwoodturners.org](http://www.svwoodturners.org). Note that if we've flagged an article as having been reprinted from another source with permission, you must secure that same permission in order to use that material.

## Join Silicon Valley Woodturners

Want to join a great group of turning enthusiasts in an atmosphere of sharing and camaraderie? Become a member of Silicon Valley Woodturners. We meet on the **First** Wednesday of each month. See page 2 for details. Drop in at any meeting and check things out. To join, contact John Whittier (see contact list), or just complete the application form below and mail with check to Grant. Learn more about our club on the web at [www.svwoodturners.org](http://www.svwoodturners.org).

### Silicon Valley Woodturners Membership Application

Please print and mail with a check payable to SVW for \$35\* individual (\$45\* family) to:  
Gordon Patnude, 1348 Whitegate Ave, San Jose, CA 95125 Phone: 253-820-8684-- email: [gppatnude@comcast.net](mailto:gppatnude@comcast.net)

Name \_\_\_\_\_

Address \_\_\_\_\_

City \_\_\_\_\_ State \_\_\_\_\_ Zip \_\_\_\_\_

Phone(s): home: \_\_\_\_\_ mobile: \_\_\_\_\_

Email \_\_\_\_\_ Website \_\_\_\_\_

Lathe(s): \_\_\_\_\_

Current Member of AAW? Yes \_\_\_ No \_\_\_

Member-ship*	Renewal	2 <sup>nd</sup> Quarter April - June	3 <sup>rd</sup> Quarter July - Sept.	4 <sup>th</sup> Quarter Oct. - Dec.
Individual	\$35	\$25	\$20	\$10
Family	\$45	\$35	\$30	\$15



# Sponsors



## Shavings & Sawdust

Join this Group for Home & Garden or  
Sawdust Session information.

Here are the details on Shavings:

Group home page: <http://groups.yahoo.com/group/Shavings>

Group email address: [Shavings@yahoogroups.com](mailto:Shavings@yahoogroups.com)



## CRAFT SUPPLIES USA

THE WOODTURNERS CATALOG

[woodturnerscatalog.com](http://woodturnerscatalog.com) • 1-800-551-8876

## WOODCRAFT®

Helping You Make Wood Work®

**Eric McCrystal**  
Store Manager

Woodworking Tools • Books • Supplies • Lumber • Classes

SEANNA WOODWORKS, INC.

d/b/a WOODCRAFT

40 El Camino Real

San Carlos, CA 94070

Phone: 650.631.9663

Fax: 650.631.9633

[woodcraft561@mac.com](mailto:woodcraft561@mac.com)

[http://stores.woodcraft.com/san\\_carlos](http://stores.woodcraft.com/san_carlos)



## North Woods

Wood for woodworkers  
and craftspeople

- Big Leaf Maple
- White Oak
- Black Walnut
- ... and more!

[service@nwfiguredwoods.com](mailto:service@nwfiguredwoods.com)

[www.nwfiguredwoods.com](http://www.nwfiguredwoods.com) (800) 556-3106

15% off online orders! use WOODTURNERS coupon code at checkout.



## The Sanding Glove®

17252 Big Rd, Bloxom VA 23308

Toll Free 1 (800) 995-9328

## Secured Storage for Autos, Boats and RVs

### Pedron's Storage

Storage Location: 6150 San Ignacio Ave., San Jose, CA 95119

408-269-5200

Serving San Jose  
For Over 40 Years!

[www.pedronsrstorage.com](http://www.pedronsrstorage.com)

Office Hours:  
Tues-Fri 10-5

Our outside storage facility has:

24 hour Cardkey Access • Monitored Electronic Surveillance

Competitive Rates • Month-To-Month Lease



1492 Soquel Ave

Santa Cruz, CA 95062

831-425-1492

Chocolates Worth Their Calories™



est. 1954

**Warehouses:**

Perris, Salt Lake City  
Berkeley, San Francisco  
Dry Kilns, Edinburgh, IN  
Corp. Office: San Francisco

930 Ashby Ave, Berkeley, CA 94710

[berkeley@macbeath.com](mailto:berkeley@macbeath.com)



## Next Meeting...

Join us Wed., February 7th @7:00PM

**Santa Clara High School Woodshop**

3000 Benton St, Santa Clara, CA

It is right across the street from the Baptist Church sign, and just past (coming from Kiely) a No Entrance sign.

**Feb. Program:** Lidded Box/Peppermill

**Nov. Challenge:** Thin Walled Bowl

**Dinner before the Meeting:**

Watch for email update



## FOR SALE



**Smocks**, SVW colors. \$30 (SVW patch not included). Contact John Whittier for details.

(408) 379-3722,

[turninghands@yahoo.com](mailto:turninghands@yahoo.com)



**Bandsaw Cutting Round Disk Sets, numbered, with center holes—** These sets of 1/4" thick MDF disks

increment by 1 inch from 4" to either 12" or 20", depending on the set. 4"-12" set (shown), \$14, or the 4"-20" set, \$20. Contact John Whittier for details. (408) 379-3722,

[turninghands@yahoo.com](mailto:turninghands@yahoo.com)