



CHIPS & Chatter

THE SILICON VALLEY WOODTURNERS' NEWSLETTER



**The November Program
will be:**

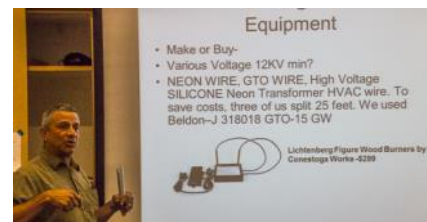
**Gordon Patnude
Demonstrates
Pen Turning**

Fractal Burning with Bob Bley

Bob Bley shared his experiences of creating unique designs in wood by utilizing high voltage burning with the club at the October meeting. Bob began the night with a PowerPoint presentation explaining the procedures used and the cautions that must be ob-

Safety

- This can kill someone- take all precautions- stay alert



served. There are a number of salt solutions that Bob has tried as wetting agents to enable the fractal burning and Bob had samples of the resultant burn patterns to pass around. This process is more art than science and there seem to be more variables than definitive parameters. Bob described his trials of developing safe and

Various Conductive solutions

- Baking Soda
- Baking soda, Aluminum Sulfate, Ammonium sulfate
- Copper Sulfate

Longer Soak Time



functional contact probes, which resulted in his "test tube holder" set-up.

Baking Soda discoloration on Maple Burl



Bleach
Lemon Juice-(Also takes Walnut stains off your hands)

Test tube holder set up




Wand can be hand held.
Clip can be clipped to nail, pin, rim, chuck, metal bowl/plate.

In This Issue	Page
Fractal Burning	1,4
John's Message	2
Calendar of Events	3
Shop Tour	5
President's Challenge	6-8
Show & Tell	9,10
Meeting Minutes	11
A Day with Brad Adams	12-15
Sponsors	16
Club Notes	17
Ironman	18
For sale	20

Continued on Page 4

John's Message

I had the opportunity to turn with a professional turner this month. I learned a few things. I have been turning for 15 years and by no means have I ever thought I knew everything. The most important lesson drilled into me from my benefactor was good was not good enough. My instructor, Alex Franceschini, showed me line or curve of the bowl I was trying to achieve and made me eliminate the flat spots. I used a measuring for thickness device, calipers, often when turning the inside of the bowl and per Alex's approval received a well done from him. I am now sanding out the piece. I have to thank Alex for making me reach beyond my limits in skill and thinking.



November is the month of giving thanks. It is also election month for our country and for our club. With that I would like to give a special thanks to Mike Lanahan for an outstanding job scheduling presenters at our monthly meeting and for the professional demos we had this year. I would also like to thank Greg Peck for his contributions as secretary without which our monthly newsletter would not be complete. We have many contributors (volunteers) in our club and I thank them all for their service. Just read through this newsletter and you will find their names. Lastly I would like to thank our editor, Bob, who puts this newsletter out every month and does a remarkable job.

Remember to VOTE,

John Whittier

2016 Calendar of Events

January Meeting: Wed. the 6th President's Challenge: Spindle Program: Mike Sooder 3M Abrasives	February Meeting: Wed. the 3rd President's Challenge: Bowl Program: Jim Rodgers Treaded Boxes Feb 20, Eric Longstrom	March Meeting: Wed. the 2nd President's Challenge: Lidded Turning Program: Jon Sauer Ornamental Turning
April Wood Fest @ Dennis' 4/02/16 Meeting: Wed. the 6th Pres's Challenge: Goblet Program: Dennis Lillis Hollowing Ashley Harwood April 10	May Meeting: Wed. the 4th President's Challenge: Natural Edge Program: Phil Roybal Turning a Top	June Meeting: Wed. the 1st President's Challenge: Top/Toy Program: Everyone! Top Night
July Meeting: Wed. the 6th President's Challenge: Plate/Platter Program: Bob Gerenser Hollowing DIY Visual Aids Sharon Doughtie Demo & Workshop	August Meeting: Wed. the 3rd President's Challenge: Hollow Form Program: Brian Havens Therming	September Meeting: Wed. the 7th President's Challenge: Craft Item Program: Josh Salesin Vacuum Kilns Picnic Sept 17
October Meeting: Wed. the 5th President's Challenge: Artsy Program: Bob Bley Fractal Burning Oct. 29 Brad Adams WBW	November Meeting: Wed. the 2nd President's Challenge: Ornament + Favorite Program: Gordon Patnude Pen Turning	December Meeting: Wed. the 7th President's Challenge: Favorite Program: Christmas Party

Fractal Burning continued

Dave Plemons



Bob also included photographs of pieces he had done along with vases by Dave Plemons, who pioneered the technique of fractal burning on turned wood art pieces in this area and Dennis Lillis's Southwest inspired hollow form.



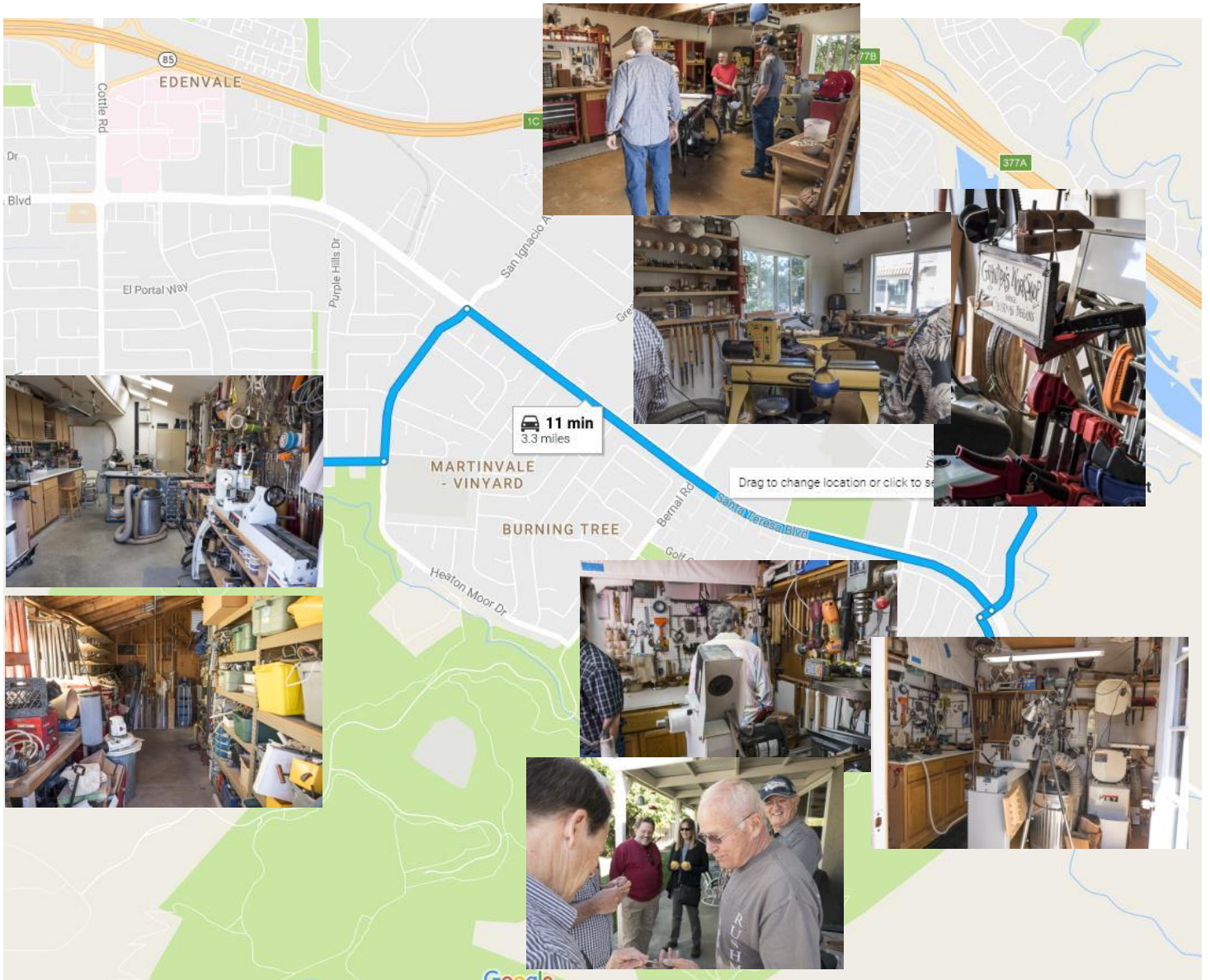
Show and tell is fine and dandy, but nothing beats smoke and flame! Bob lead the parade of inquisitive club members out of the classroom and into the woodshop where he had set up his live demonstration. Bob sprayed on a salt solution to a test board and used a paint brush to finish the application. He then placed the board on the bench and located one probe at each end of the board. The high voltage was applied and nothing happened, at first, but soon a stuttering branch of burning arc traveled down the board between the two probes. Bob went on to show the results of repositioning the probes and the effect on differently shaped wood pieces.



I got the distinct impression that most club members felt that this was a great way for *someone else* to decorate a wood turning!

Shop Tour

Marcus -> Gary -> Greg



President's Challenge "Artsy"

It's hollow



Bob Gerenser —
Object D'Art, Fir
(from the Violin
Makers Daughter),
w/ WipeOn-Poly

This stuff's like
iron! Must be 100
years old



Gary Keogh —
1. Oct — Manzanita artsy
w/ sanding sealer
2. Sept — Craft pen
3. Aug — Missouri Cedar
hollow form
3. Jul — Platter



Jim Gott —
1. Oct — Pepper Tree
winged bowl
2. Sept — Craft acrylic
pen



If it don't hold water,
it's art

Dick Westfall —
1. Oct — Manzanita
bowl w/WipeOn-
Poly
2. Jun makeup -
Natural edge w/
WipeOn-Poly




If it has no use, it
must be art...



Mike Lanahan —
Blue/Red pierced
object with no function



Sapwood soft, hard-
wood hard.
Little holes, turned
out to be home to
two that froze,
couldn't stand the
freezer.



Barb Johnson —
Osage Orange



President's Challenge "Artsy"

Challenge to hold
the bowl. Still work-
ing on the stands,



Paul Rygaard —
Pepperwood burl



Johnny Alias —

Wormwood hollowform,
with piece of driftwood
as holder, w/ WipeOn
Poly and spray poly



Mark Koenig —

1. Aug — Ash hollow form
2. Jul — 100 year old
walnut platter
3. May — Walnut natural
edge bowl
4. Mar — Ash lidded box
5. Feb — Ash bowl
6. Jan — Spindle work
All above finished using Sal-
ad Bowl finish



Dave Brown —

1. Oct — wife will use in
her classroom during
October and onward.
2. May — Silver maple
oblong natural edge
bowl



"...my first 6
months of
woodturning."

Turning since
March. REALLY!?

President's Challenge "Artsy"



Be Thankful

Oscar Wittrock —

Ash pumpkin plate, w/
sanding sealer.



"They keep selling, so I
keep making them."



Marcus Moody —

1. Oct — **Wavy Thing**. Turn a cone w
very straight sides, cut into 4s vertical-
ly, put together one backward and
one forward. Stand has "cultured
granite" inlay (epoxy & plastic saw
shavings from Tap Plastic).

2. Nov — Kula wood/urchin
ornament.



Dennis Lillis —

1. Oct — Iron Bark Eucalyptus, with "seismic" fractal burning in the sapwood.
2. Sept - craft pen.
3. Feb — Madrone burl bowl with ogee curve outside, std inside; lapis inlay, w/Behlens salad bowl finish.




"I did something a
little different."

Audience: Really?

Scotty Landon —

Started as candle holder at
Tech Shop. Hollow through
a square piece of wood.
Turn both curves, then scroll
saw cut the design to finish
the box.



Colin Mckenzie —


Black Acacia seam
flattener w/50/50
finish



Show & Tell

Bob Gerenser —

Redwood Ribbon Carousel Box; segmented Cherry & Mahogany w maple top knob. Vertical stave. Engraved on CNC milling machine I designed and built. WipeOn-Poly finish. Hopefully for the Beads of Courage Program.



Mike Lanahan —

1. Redwood octagonal open segmented redwood bowl w/ mineral oil & beeswax finish
2. Walnut bowl w turquoise inlay, oriental shape w/ WipeOn-



Paul Rygaard —

Chunk of burl held w donut chuck, seating point to match size of wood.



Oscar Whittrock —

Mimosa goblet w sand-



Dave Plemons —

Ash, Monterey Cypress, and Walnut vases w fractal burning.



Do you put something in there when someone wants to put flowers in there?
"Dried flowers work really great".



Show & Tell



It wasn't dry, it was PETRIFIED.

I'll complete other half when I get a new set of tools....



Jim Donovan —

Half a piece of wood from a raffle here. Took 2-3 hours to make hole. Came off in the form of powder.



Tom Martinka —

Pens for the Troops, recycled from some old furniture. Ecologically friendly pens.

I STILL TURN!



Colin Mackenzie —

1. Ash, I still turn
2. Cypress, I still turn
3. Iron Bark, I still turn



Got a nick on my finger from Iron Bark. It's HARD. I haven't turned since Monday.

Meeting Minutes - October 5, 2016

Meeting was called to order at 7:00 P.M. by our President John Whittier



Greg Peck

Visitors/New Members:

Visitors - Gordon, has ShopSmith, chucks, chisels, sharpener—here to learn to turn.
Joe Mathews, from Santa Cruz has Powermatic 3520 lathe.

— Staff Updates:

- Membership (Paul Rygaard)
 - Described the Pen Turning classes SVW helps to administer at Santa Clara High School.
 - Volunteers are giving back— teaching young people how to turn.
 - Two to three girls per class. Maybe 10-12 girls trained last year.
 - Next classes November, 2, 3, 9, 10.
 - ***Volunteer! It's incredibly rewarding. Parents are proud of their kids for learning turning.***
- President (John Whittier)
 - John reported on picnic. New social chairman is Joe.
 - Demos with other clubs to be kept at 2-3 per year. An ice cream social by BAWA. Avenue for teaching beginners and others who want to learn more. Use High School facility. Direct input to new president and vice president.
 - The year 2017 is 20 year anniversary of SVW club. The club will have a special event.
- Vice President (Mike Lanahan)
 - **Google Group** - Anyone with history with this group, give inputs to the club.
 - **Yahoo Group** - **GIVE inputs to club about issues you see with Yahoo groups.**
 - Bob Bley to give electrifying program tonight—fractal burning.
- President (John Whittier)
 - Christmas Party—Bring a turning for a ticket pick. Spouses can bring anything (gift, etc). Timing is first Wednesday in December at Mama Mia's restaurant. Menu handed out at this meeting. Signup sheet Online.
SIGN UP BEFORE THANKSGIVING. Need 40 people to reserve room.
 - Raffle for McKenzie chocolates sold at the break.
 - Donations to Shop class — once per year, the HS has a silent auction and money is raised to support class activities. A great deal. Club members should make a donation once per year.

7:34 P.M. October President's Challenge and make-ups — Artsy

- *See the Member and their work in the President's Challenge photo section of this Newsletter.*

8:03 P.M. Show and Tell —

- *See the Member and their work in the Show & Tell photo section of this Newsletter.*

8:17—8:30 P.M. Break

8:32 P.M. Presentation - Fractal Burning, by Bob Bley

9:40 P.M. Meeting adjourned.



A Day with Brad Adams




A Day with Brad Adams



A Day with Brad Adams



A Day with Brad Adams



Sponsors



Shavings & Sawdust

Join this Group for Home & Garden or
Sawdust Session information.

Here are the details on Shavings:

Group home page: <http://groups.yahoo.com/group/Shavings>

Group email address: Shavings@yahoogroups.com



WOODCRAFT®
Helping You Make Wood Work®

Eric McCrystal
Store Manager

Woodworking Tools • Books • Supplies • Lumber • Classes

SEANNA WOODWORKS, INC.
d/b/a WOODCRAFT
40 El Camino Real
San Carlos, CA 94070

Phone: 650.631.9663
Fax: 650.631.9633
woodcraft561@mac.com
http://stores.woodcraft.com/san_carlos



North Woods
*Wood for woodworkers
and craftspeople*

- Big Leaf Maple
- White Oak
- Black Walnut
- ... and more!

service@nwfiguredwoods.com

www.nwfiguredwoods.com (800) 556-3106

15% off online orders! use WOODTURNERS coupon code at checkout.



The Sanding Glove®

17252 Big Rd, Bloxom VA 23308

Toll Free 1 (800) 995-9328

Secured Storage for Autos, Boats and RVs

Pedron's Storage

Storage Location: 6150 San Ignacio Ave., San Jose, CA 95119

408-269-5200

Serving San Jose
For Over 40 Years!

www.pedronsvstorage.com

Office Hours:
Tues-Fri 10-5

Our outside storage facility has:

24 hour Cardkey Access • Monitored Electronic Surveillance
Competitive Rates • Month-To-Month Lease



1492 Soquel Ave
Santa Cruz, CA 95062
831-425-1492

Chocolates Worth Their Calories™



est. 1954

Warehouses:

Perris, Salt Lake City
Berkeley, San Francisco
Dry Kilns, Edinburgh, IN
Corp. Office: San Francisco

MG GUTIERREZ
Manager

2211 Ringwood Ave., San Jose, CA 95131
(408) 526-9663 Fax (408) 526-9664 Cell: (408) 640-7811
E-mail: mg@macbeath.com www.macbeath.com

CLUB NOTES

SVW NEEDS YOU!

It takes more than the officers and program chairs to make our club function at its best. If your name's not in the column at right, we still need your help in other ways to manage some of the club's activities. This is a HELP WANTED ad, and we need you to respond. There are always things that need doing. In particular, we need:

- Volunteers for shop tours
 - Volunteers to present/demonstrate at meetings
 - Members to write up their profiles for the newsletter
 - Short articles or Tips & Tricks for the *Chips & Chatter* newsletter
- Please contact Mike Lanahan to volunteer

2016 Silicon Valley Woodturners Officers, Staff, Volunteers, and Contacts

President	John Whittier	(408) 379-3722	turninghands@yahoo.com
V.P./Programs	Mike Lanahan	(408) 926-9330	Mikelan@aol.com
Treasurer	Tom Schmida	(831) 688-3866	tschmedia@sbcglobal.net
Secretary	Greg Peck	(408) 281-9156	gregoreo@me.com
Newsletter Editor	Bob Gerenser	(408) 262-5411	bob.gerenser@sbcglobal.net
	Greg Peck	(408) 623-9156	gregoreo@me.com
Hospitality	Barbara Jones	(408) 257-9385	northbaj@att.net
Membership Chair.	Paul Rygard	(408) 866-0390	prygard@yahoo.com
Photographer	Jim Gott	(408) 265-9501	jgtimp@aol.com
Property Mgmt.	Gary Keogh	(408) 281-9054	gkeogh@sbcglobal.net
Librarian	Gordon Patnude	(408) 267-6789	gppatnude@comcast.net
Webmaster	Pete Zavela	(405) 849-2858	zavelawoodturning@gmail.com

Sharing Knowledge

MEMBERS: Please contribute your expertise to our newsletter. The editor will help you get your article ready if need be. Deadline is one week after our club meeting.

OTHER WOODTURNING CLUBS: You may use materials in this newsletter for the benefit of other turners. Please credit Silicon Valley Woodturners and the newsletter month and year for any material you use, and mention our web site: www.svwoodturners.org. Note that if we've flagged an article as having been reprinted from another source with permission, you must secure that same permission in order to use that material.

Volunteer Instructors / Mentors

The turners below have graciously offered to open their shops to help members who want to learn to sharpen, try something new, or master a technique that just doesn't seem to be working. We all love to share. You just have to ask. Willing to help? Contact Mike Lanahan to join this list.

Jim Benson (831) 475-5615

Jim Gott, jgtimp@aol.com, (408) 265-9501 sharpening, design, natural edge bowls, boxes, goblets, tool control, you name it. Anything but segmenting.

Mike Lanahan, lanahan.mike@gmail.com, (408) 926-9330 Pepper Mills, Segmented, and Shaving or Makeup Brushes.

Dennis Lillis, denjlillis@gmail.com, (408) 353-3821 Hollowing, sharpening, and coring

Ironmen are those who successfully complete all 12 President's Challenge projects for the year. Those who meet the challenge are awarded coveted and distinctive IRONMAN name badges. A blue bar in the accompanying chart means that person has completed the project for the month indicated. You needn't be a great turner, you just need to participate. Make something in our Challenge theme and bring it to the next meeting.

Editor's Note

If I've somehow overlooked your President's Challenge entry, send me an e-mail at bob.gerenser@sbcglobal.net

President's Challenge 2016	January Spindle	February Bowl	March Lidded Turning	April: Goblet	May Natural Edge	June Toy/Top	July Plate/Platter	August Hollow Form	September Craft Item	October Artsy	November: Ornament	December Favorite	Picnic: Redwood Challenge
Alias, Johnny													
Baulsbaough, Steven													
Bley, Bob													
Bonnett, Don													
Brown, David													
Donovan, Jim													
Gallis, Jerry													
Gerenser, Bob													
Gott, Jim													
Havens, Brian													
Jones, Barb													
Keogh, Gary													
Koenig, Mark													
Kreug, Glenn													
Lanahan, Mike													
Landon, Scott													
Lillis, Dennis													
Mackenzie, Colin													
Martinka, Joe													
Moody, Marcus													
Patnude, Gordon													
Peck, Greg													
Rygaard, Paul													
Schmida, Tom													
Sealy, Ard													
Thomas, Larry													
West, Milton													
Westfall, Dick													
Whittier, John													
Wittrock, Oscar													
Zavala, Pete													

For a more detailed description of the 2014 President's Challenges, go to:

<http://groups.yahoo.com/group/SVWoodturners/files/Forms/>

IRONMAN Rules

- There are twelve challenges listed for the year and in order to qualify for Ironman you must show, by the end of the year, that you have completed all twelve challenges.
- Challenge entries should be shown at the meeting corresponding to the challenge schedule.

Next Meeting...

Join us **Wednesday, November 2nd**
@7:00PM

Santa Clara High School Woodshop
3000 Benton St, Santa Clara, CA

It is right across the street from the Baptist Church sign, and just past (coming from Kiely) a No Entrance sign.

November Program: Gordon Patnude
Pen Turning

November Challenge: Ornament

December Challenge: Favorite



Join Silicon Valley Woodturners

Want to join a great group of turning enthusiasts in an atmosphere of sharing and camaraderie? Become a member of Silicon Valley Woodturners. We meet on the **First** Wednesday of each month. See page 2 for details. Drop in at any meeting and check things out. To join, contact John Whittier (see contact list), or just complete the application form below and mail with check to Grant. Learn more about our club on the web at www.svwoodturners.org.

Silicon Valley Woodturners Membership Application

Please print and mail with a check payable to SVW for \$35* individual (\$45* family) to:
Paul Rygard, 255 Prince St. Los Gatos, CA 95032

Name _____

Address _____

City _____ **State** _____ **Zip** _____

Phone(s): home: _____ mobile: _____

Email _____ **Website** _____

Lathe(s): _____

Current Member of AAW? Yes ___ No ___

Member-ship*	Renewal	2 nd Quarter April - June	3 rd Quarter July - Sept.	4 th Quarter Oct. - Dec.
Individual	\$35	\$25	\$20	\$10
Family	\$45	\$35	\$30	\$15



FOR SALE



Bandsaw Cutting Round Disk Sets, numbered, with center holes— These sets of 1/4" thick MDF disks increment by 1 inch from 4" to either 12" or 20", depending on the set. 4"-12" set (shown), \$14, or the 4"-20" set, \$20. Contact John Whittier for details. (408) 379-3722, turnturninghands@yahoo.com



Smocks, SVW colors. \$30 (SVW patch not included). Contact John Whittier for details. (408) 379-3722, tuinghands@yahoo.com