



CHIPS & Chatter



www.svwoodturners.org

THE SILICON VALLEY WOODTURNERS' NEWSLETTER

COMING UP!

Next Meeting	3/6
Mike Jackofsky	3/8-10?
R Raffan @ D Marks	3/9
Utah Symposium	5/16
AAW Symposium	6/28

In This Issue

President's Message	2
Mike Jackofsky's Work	2
Check It Out	3
Next Meeting	2
Coming '13 Attractions	3
Pres' Challenge	4
Show & Tell	6
Eagle Aerie Donation	7
2013 Symposiums	8
More Demo Photos	9
AAW Insurance Letter	10
Tips & Tricks	11
Meeting Minutes	12
For Sale	13
Sponsors	14
Club Notes	15
Ironman 2013	16

First Aid in the Workshop

By Dick Westfall




Colin then introduced the program speaker, Dr. Pat Sullivan, MD, whose presentation was First Aid in the shop. Dr. Sullivan, also, a woodworker, spoke a bit on the histo-

ry of safety in the shop and indicated that more progress has been made in this area in the past decade or



two, than the previous century. He then spoke about how to



handle a simple cut and suggested the following steps for treatment:

1. Wash the wound thoroughly
2. Stop the bleeding
3. Close the wound

4. Cover the wound. Several methods of closing the wound were de-



scribed. Dr. Sullivan then
More photos on [page 9](#).

Non-Profit Status Approved

Fellow members,

I received confirmation that we have been granted federal tax exempt status on 1/31/13. The effective exemption period stated on 1/2/12. We can now accept tax exempt donations. The state will be coming shortly not to worry.

Ard Sealy

NON PROFIT



Mike Jackofsky Demo

The West Bay Woodturners will host Mike Jackofsky in Los Altos. Mike will provide an all-day demonstration at Covington School in Los Altos. The doors will open at 9:00 am. The general public is invited to attend.

Sunday, March 10, 2013
9:00 am to 5:00 pm
Covington School
201 Covington Rd, Los Altos
WBAW and SVW Members:
\$30, Non-members: \$40

We will need to go to nearby downtown Los Altos for lunch.

For more on Mike: www.mikejackofsky.com/, and [page 2](#)



As I See It.

By Bob Gerenser

We had a good turnout again at February's meeting which featured an excellent talk by Patrick Sullivan M.D. on practical First Aid. It takes a dedicated presenter to see a personal injury as a "photo op", which Patrick shared with us to demonstrate the benefits of proper wound care.

Special thanks go out to Thelma Mackenzie for donating a wonderful chocolate filled chocolate heart which was raffled off for a donation of \$69.00 to the club treasury.

Joel Smith held a wood raffle featuring three primo turning blanks which added another \$32.00 to the treasury. Thanks Joel!

Also deserving thanks are Milt West and Tom Schmida for their contributions to the Eagles. We're off to a good start fulfilling that obligation, so, let's keep it up!

Fourteen club members participated in this month's President's Challenge and, once again, showed a varied approach to the task at hand, and that is what the President's Challenge is all about. As I said last



month, the idea is to stretch your turning experience, to try something new, to challenge YOURSELF. As I see it, this is not a school assignment, where there is only one right answer, nor is it a trick question. It is up to you how easy or difficult, how simple or elegant, to make the project. Not every aspect of turning appeals to every turner and many members have more going on in their lives than just wood turning.

That said, here are the Ironman Rules for 2013:

There are twelve challenges listed for the year and in order to qualify for Ironman you must show, by the November meeting, that you have completed all twelve challenges.

Challenge entries should be shown at the meeting corresponding to the challenge schedule.

Entries may only be shown for one challenge.

March's challenge is "Two of a Kind". Whether it's chopsticks or hollow forms, bowls or boxes, whatever you choose, enjoy the challenge.

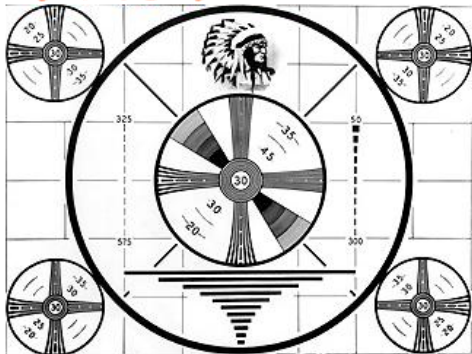
Bob

Mike Jackofsky's Work



New Librarian in Town!

stay tuned...



CHECK IT OUT

From the SVW Library



Congratulations to Jim Benson, who has accepted the SVW Librarian position. Please stay tuned as Jim picks up the baton from Phil, and establishes his own unique twist for future Check It Out articles.

Check It Out

Next Meeting...

Join us Wednesday, **March 6** (the First Wednesday of the month, at **6:30 P.M.**, **The Eagle Aerie, 1036 Lincoln Ave., San Jose, CA 95125**, located between Willow and Coe on the East side of the street. There is parking on both sides of the building, on the street and across the street from the funeral home.

Bring items for **President's Challenge, Show & Tell, and Eagle Aerie Donation**. We learn by sharing.

President's Challenge for March: "Two of a Kind". Please register your entry online ([Yahoo Groups, Database](#)) no later than 4:00 PM the day of the meeting to be eligible.

Program: Lonnie Hurst. Bangle bracelet and jewelry.

For those who would like to get together for dinner before the meeting, we have been going to Jake's of Willow Glen. They're a pizza place, but also have a large selection of sandwiches, wraps and salads. Check them out at www.jakesofwillowglen.com. Jake's is located a short walk, just two blocks, south of the Eagle Aerie, on the same side of Lincoln at: 1074 Lincoln Ave. We start showing up at Jakes at 5:30 PM.

Coming Attractions

- Weekend of March 9 - Mike Jackofsky demo?
- April 3: Chuck Nowark. Designing a bowl for the log at hand.
- Contact Colin if you have something you would like to present or see presented.

President's Challenge "Off-Axis"

TURNING OUT



Bob Gerenser - Pill Cups
turned on 4 axis, Red Alder?,
Block Oil



Dick Westfall - Handle,
Redwood, unfinished



Herb - Ice cream scoop,
indian rosewood with
mineral oil finish, offset
finger grip and thumb
push



Jim Benson - Birch bird-
house with mahogany roof
and multi-axis base. My-
lands sanding sealer,
Shellawax.



Jim Gott -
Female form
turned on 3 axes,
Maple, finished
with Deft sand-
ing sealer and
buffed.



Joel Smith - Carving Mallet, Black
Walnut, Mineral Oil



Turning Out continued



Johnny Alias - Letter opener,
Mystery wood, Finish sanding
sealer & 50/50



Mike Lanahan - Bowl in a Block, turned on 2 axes at 90
degrees to each other. Unknown wood, and still getting
more poly finish airbrushed. If this is buzzed, then Crochet
hooks with flat spots for finger grips, turned off axis.



Milton West - Vase Pecan An-
tique Oil



Rich Johnson -
Handle, Black Locust,
lacquer



Gary Keogh - 1 parallel
off axis golf club, 1 op-
posing off axis w/beads, 1
parallel off axis w/coves



Scott Landon - Handle
for a Wand



Turning Out continued



Dennis L. - Tool Handle



Brian Havens - Knife steel



SHOW & TELL



Brian Butler - Turned music box out of walnut, and a natural edge bowl



Scott Landon - Lumiere




Rich Johnson - egg & egg cup Banksia, Fruitless mulberry and olive.



Joel Smith - Eggs & Cups, Crepe Myrtle, and Mayten



Show & Tell continued



Johnny Alias - Eggs &
Cups, Pepper Tree and
Pear (fruit tree)



Dennis Lillis - Black Acacia plate.



Doug Ryan—Candle stick
holders



Jim Clearly (guest) - Fruitless Mulberry bowls

Eagle Aerie Donations



Milton West - Bowl, Walnut,
Antique Oil finish



Tom Schmida - Natural edge
bowl, Monterey Cypress,
50/50+EEE



2013 SYMPOSIUM SCHEDULE ACROSS THE USA

February 22-24	Desert Woodturning Roundup, Mesa, AZ	www.desertwoodturningroundup.com
March 23-24	Totally Turning 2013, Saratoga Springs, NY	www.totallyturning.com
Apr 26-28	Southern States XIII Woodturning Symposium, Cartersville GA	www.southernstatessymposium.org/
May 16-18	Utah Woodturning Symposium, Orem UT	www.utahwoodturning.com
June 28-30	AAW Symposium, Tampa, FL	www.woodturner.org/sym/sym2013/index.htm
July 27	Woodturners of Olympia Symposium, Lacey, WA	www.woodturnersofolympia.org
August 22-25	Southwest Association of Turners Symposium, Waco, TX	www.swaturners.org
September 13-15	Rocky Mountain Woodturning Symposium, Loveland, CO	
October 11-13	Ohio Valley Woodturners Guild, West Harrison, IN	
November ?	Wisconsin Woodturners Expo, Eau Claire, WI	

Join Silicon Valley Woodturners

Want to join a great group of turning enthusiasts in an atmosphere of sharing and camaraderie? Become a member of Silicon Valley Woodturners. We meet on the **First** Wednesday of each month. See page 3 for details. Drop in at any meeting and check things out. To join, contact Ard Sealy (see contact list), or just complete the application form below and mail with check to Grant. Learn more about our club on the web at www.svwoodturners.org.

Silicon Valley Woodturners Membership Application

Please print and mail with a check payable to SVW for \$35* individual (\$45* family) to:
Grant Beech, 1273 Carrie Lee Way, San Jose, CA 95118

Name _____

Address _____

City _____ State _____ Zip _____

Phone(s): home: _____ mobile: _____

Email _____ Website _____

Lathe(s): _____

Current Member of AAW? Yes ☐ No ☐

Membership*	Renewal	2 nd Quarter April - June	3 rd Quarter July - Sept.	4 th Quarter Oct. - Dec.
Individual	\$35	\$25	\$20	\$10
Family	\$45	\$35	\$30	\$15

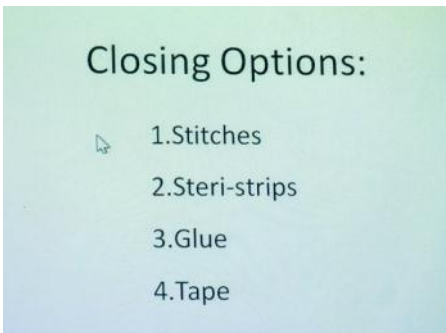


First Aid

Continued from page 1.
suggested how to decide if the



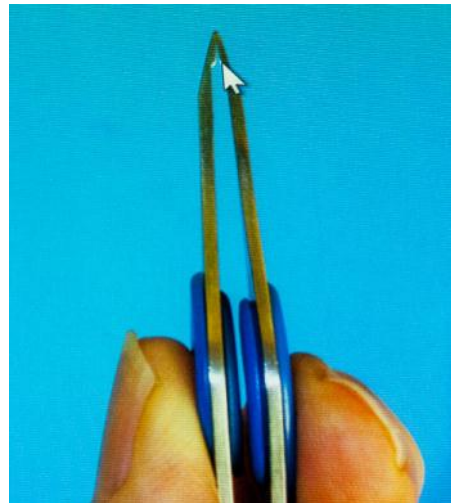
wound could be taken care of by stitches at the Emergency room, or



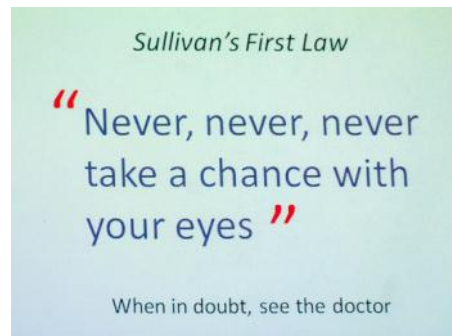
first aid at home, and used these “rules of thumb:”

- Over 2” – consider stitches
- Under 1” – first aid
- 1 – 2” use judgment

He then showed good ways of removing splinters and the tools that are available for that purpose, such



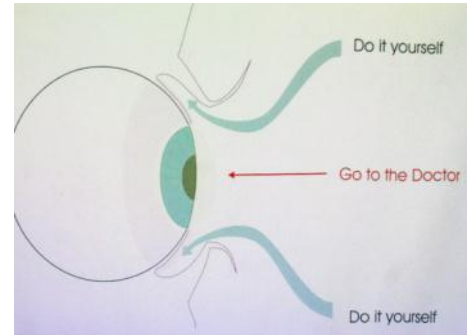
as hypodermic needles, tweezers, and disposable scalpels, all of which are available on-line and without a prescription. Following that, eye injuries were discussed



and instructions for washing out one's eye were given, along with



the location of particles that might be safely removed at home, and the location of those mandating profes-



sional help.

Major injuries, which cannot be treated with first aid involve basi-



cally two steps. First, stop the bleeding and then arrange someone else to drive you to the hospital. If there has been an amputation, put the amputated part in a zip lock bag for transport. Contrary to common belief, the part does not need to be put on ice. Lastly, Dr. Sullivan suggested first aid supplies for the



shop, and closed with an involved question and answer period.

To: All AAW Affiliate Local Chapters

We are pleased to inform you that a resolution has been achieved that will restore general liability insurance coverage for our AAW Chapters.

Effective by or before Tuesday, February 19th, 2013, the AAW will have bound coverage for a new commercial general liability policy. This will restore coverage in the AAW policy for all Chapters.

The terms and conditions of this policy were negotiated deliberately to obtain the best possible coverage for the AAW, for our AAW members and for our approved AAW Chapters.

However, the premium cost for this coverage has escalated significantly and the AAW will no longer be able to fully subsidize the cost of extending coverage to our Chapters.

An annual contribution of \$90 from each chapter willing to participate in the insurance plan will be required. We are allowing a 60-day grace period for Chapters to determine whether they will want to participate.

You do not need to do anything at this point to be included - all approved Chapters will immediately be insured when the coverage is bound and will remain insured during the 60-day grace period.

We are preparing a detailed description of the insurance coverage, limits and conditions, and will send it to you by Tuesday, February 19th. This information will also be available on the AAW website.

With this message we are including a one-page, [side-by-side comparison](#) of the features of this new AAW insurance policy and the optional policy plan previously made available.

Sincerely,

Phil McDonald

Executive Director

Dale Larson

President

David Morris

Chair

John Hill

Former Chair

Extended Chuck Jaw Change, made Easier, by Jim Gott

I have a Vicmarc VM 100 chuck, and one of the sets of jaws I use are the Extended Dovetail Jaws. These are deep jaws in which four of the eight mounting screw



holes are fairly deep, making locating the hex recess with the hex key difficult at the bottom of the deep hole when I want to remove the jaws. For years I have been frustrated with this situation, until one day I had finally had enough. I made myself a simple fixture that solved the problem. I mounted a piece of maple in my chuck




and turned a cylinder 3/4" diameter, and protruding about 2" from the chuck. Next, I drilled a 9/64 hole about 2" deep



through the blank using a drill chuck in the tailstock. The hex key for these jaw screws is 3mm, so 9/64 leaves just enough



wiggle-room for the hex wrench to slide through the hole the jaws. Next, I reduced the 3/4" cylinder to 3/8" diameter, leaving a 1/8" X 3/4" cap on the end. This cap allows easy insertion and retraction of the



fixture. The 3/8 diameter fits perfectly in the deep jaw holes with enough wiggle-room for easy insertion and retraction. Next, I parted off the fixture leaving it 1-3/8" long under the cap. Done!

To use the fixture, I simply insert it into the deep hole until the cap is seated, and then insert the

3mm hex wrench, and finding the 3mm hex recess in the mounting screw is a snap. No more frustration!



Jim Gott



Gott a slick Tip or Trick you'd like to share? Have a problem for which you need advice?

Submit or request a Tip or Trick to this section to MikeLan@aol.com



Meeting Minutes

By Dick Westfall

Meeting 2/6

- Bob called the meeting to order and announced that member Robert Hathaway is very ill and sent around a card for members to sign.
- There were two visitors, Jim and Karen.



- Bob spoke about the lower rate insurance policy that had been presented via email, and indicated that he was informed by AAW that more information about the plan, or if it will be available, should be forthcoming.
- Bob also announced the Utah Symposium during May 16-18 and recommended it highly.
- The Ironmen for 2013 were announced and given their badges.
- Bob then introduced Joel, who talked briefly about the wood raffle.
- Colin mentioned the possible Mike Jackofsky demo sometime in March, and took a rough count of those who would be interested in attending.
- Bob then announced that there would be a raffle for a chocolate heart donated by Colin and Thelma MacKenzie.
- Grant also mentioned a raffle for the Eagles club.
- Tickets were sold for each of those, as well as the wood raffle at the break.
- Eagles turning donations were introduced and Bob spoke about the excellent arrangement we have with the Eagles as a result of Grant's association. He also mentioned we should strive to present the Eagles with an excellent example of our work, and that we were off to a good start at that this year.
- Bob introduced the Show and Tell segment of the program.
- Those who have made eggs and egg cups for the California woods collection undertaking then showed the examples they had turned. Colin mention upon question, that each member can turn as many eggs as they like.
- Guest Jim was introduced and he indicated that he had been turning for many years and showed several interesting pieces that he had made and discussed the woods that he usually uses. He passed around the pieces that he had brought for our examination.
- Colin then introduced the program speaker, Dr. Pat Sullivan, MD, whose presentation was First Aid in the shop. Dr. Sullivan, also a woodworker, spoke a bit on the history of safety in the shop and indicated that more progress has been made in this area in the past decade or two, then the previous century.

(See Dick's detailed review starting on page 1)

Dr. Sullivan suggested first aid supplies for the shop, and closed with an involved question and answer period.

- The meeting was adjourned.

FOR SALE

Homelite Chainsaw with a 24" bar and plastic case. It was serviced and tuned up in August and has been run through less than a tank of gas since. \$50.00 and it is yours. Ard Sealy, asealy@pacbell.net, Cell: 916-871-4626



Woodstock Magnetic Jointer Knife Setting Jig (new \$45) - will sell for \$25.

Contact Lonnie Hurst, e-mail: lonnie@woodsynthesis.com



Woodcraft Pen Maker's Drilling Vice (new \$55) - will sell for \$30. Contact Lonnie Hurst, e-mail: lonnie@woodsynthesis.com

lonnie@woodsynthesis.com

Rockler Box Joint Jig for Sale -

Rockler Box Joint Jig, used a couple of times and is on sale at Rockler for \$60 recently, was originally about \$85. Will sell for \$40. Contact Lonnie Hurst, e-mail: lonnie@woodsynthesis.com



Bandsaw Cutting Round Disk Sets,

numbered, with center holes— Select a disk size appropriate to the size blank you want to bandsaw from a log, and secure it to the log through the center hole to the log with a wood screw, and cut outside the disk with the saw for an optimally sized and shaped turning blank. These

sets of 1/4" thick MDF disks increment by 1 inch from 4" to either 12" or 20", depending on the set. 4"-12" set (shown), \$14, or the 4"-20" set, \$20. Contact John Whittier for details. (408) 379-3722 jwhit10506@aol.com

Turning Smocks, SVW colors. \$30 (SVW patch not included). Contact John Whittier for details. (408) 379-3722



jwhit10506@aol.com



Warehouses:
Perris, Salt Lake City
Berkeley, San Francisco
Dry Kilns, Edinburgh, IN
Corp. Office: San Francisco

MG GUTIERREZ
Manager

2211 Ringwood Ave., San Jose, CA 95131
(408) 526-9663 Fax (408) 526-9664 Cell: (408) 640-7811
E-mail: mg@macbeath.com www.macbeath.com

Secured Storage for Autos, Boats and RVs

Pedron's Storage

Storage Location: 6150 San Ignacio Ave., San Jose, CA 95119
408-269-5200
www.pedronsrstorage.com

Serving San Jose For Over 40 Years! **Office Hours: Tues-Fri 10-5**

Our outside storage facility has:
24 hour Cardkey Access • Monitored Electronic Surveillance
Competitive Rates • Month-To-Month Lease





1492 Soquel Ave
Santa Cruz, CA 95062
831-425-1492
www.mackenziechocolates.com

Chocolates Worth Their Calories™

Sponsors



Shavings & Sawdust

Join this Group for Home & Garden or
Sawdust Session information.

Here are the details on Shavings:

Group home page: <http://groups.yahoo.com/group/Shavings>

Group email address: Shavings@yahoogroups.com



Even Roy wants to know...

How did you do that?

Rich Johnson's

Woodturners' Boot Camp

Learn the basics, from chainsaw
to polish. An all day class. Book
available. Sign up now.
(408) 254-8485.



CRAFT SUPPLIES USA
THE WOODTURNERS CATALOG
woodturnerscatalog.com • 1-800-551-8876

WOODCRAFT®
Helping You Make Wood Work®

Eric McCrystal
Store Manager

Woodworking Tools • Books • Supplies • Lumber • Classes

SEANNA WOODWORKS, INC. Phone: 650.631.9663
d/b/a WOODCRAFT Fax: 650.631.9633
40 El Camino Real woodcraft561@mac.com
San Carlos, CA 94070 http://stores.woodcraft.com/san_carlos

WOODCRAFT®
Helping You Make Wood Work®

Mike Cunningham
President

Woodcraft Of Dublin Voice: (925) 875-9988
6044 Dougherty Rd. Fax: (925) 875-9977
Dublin CA 94568 woodcraft521@sbcglobal.net
www.stores.woodcraft.com/dublin



The sawdust shop
A complete
woodworking center.

Build
A fully-equipped do-it-yourself
woodshop

shop
A woodworking store carrying
tools, hardwoods, and supplies

Learn
classes for beginners or
advanced woodworkers.

craig colvin
452 oakmead parkway
sunnyvale, CA 94085-4708
ph: 408.992.1004
cell: 408.499.8907
fax: 408.992.1007
craig@sawdustshop.com

CLUB NOTES

SVW Needs YOU

2013 Silicon Valley Woodturners Officers, Staff, Volunteers, and Contacts

It takes more than the officers and program chairs to make our club function at its best. If your name's not in the column at right, we still need your help in other ways to manage some of the club's activities.

This is a **HELP WANTED** ad, and we need you to respond. There are always things that need doing. In particular, we need:

- Volunteers for shop tours
- Volunteers to present/ demonstrate at meetings
- Members to write up their profiles for the newsletter
- Short articles or Tips & Tricks for the *Chips & Chatter* newsletter

Please contact Bob Gerenser to volunteer and help make our activities happen.

President	Bob Gerenser	(408) 262-5411	bob.gerenser@sbcglobal.net
V.P./Program Chair (backup)	Colin Mackenzie Lonnie Hurst	(831) 425-1514 (408) 268-7457	colin@jknvl.com lonnie@woodsynthesis.com
Treasurer	Grant Beech	(408) 314-1040	grantbeech@sbcglobal.net
Secretary	Dick Westfall	(831) 688-2687	r_westfall@msn.com
Newsletter Editor	Mike Lanahan	(408) 926-9330	Mikelan@aol.com
Sunshine Chair	Becky Frisbee	(408) 978-6219	beckyfrisbee2@gmail.com
Photographer	Jim Gott	(408) 265-9501	jgtimp@aol.com
Property Management	Gary Keogh	(408) 281-9054	gkeogh@sbcglobal.net
Ways & Means	Joel Smith	(650) 644-6702	Joelsmithtree@gmail.com
Librarian	Jim Benson	(831) 475-5615	jimlbenson@yahoo.com
Webmaster	Rich Johnson	(408) 254-8485	Rich@latheart.com
Site Prep Committee	Johnny Alias Milton West	(408) 227-2423 (408) 729-6334	vets9@ix.netcom.com miltwest@sbcglobal.net
Membership	John Whittier	(408) 379-3722	turninghands@yahoo.com

Sharing Knowledge

MEMBERS: Please contribute your expertise to our newsletter. The editor will help you get your article ready if need be. Deadline is one week after our club meeting.

OTHER WOODTURNING CLUBS: You may use materials in this newsletter for the benefit of other turners. Please credit Silicon Valley Woodturners and the newsletter month and year for any material you use, and mention our web site: www.svwoodturners.org. Note that if we've flagged an article as having been reprinted from another source with permission, you must secure that same permission in order to use that material.

Volunteer Instructors / Mentors

The turners below have graciously offered to open their shops to help members who want to learn to sharpen, try something new, or master a technique that just doesn't seem to be working. We all love to share. You just have to ask. Willing to help? Contact Mike Lanahan to join this list.

- Jim Benson (831) 475-5615
- Jim Gott (408) 265-9501 sharpening, design, natural edge bowls, boxes, goblets, tool control, you name it. Anything but segmenting.
- Rich Johnson (408) 254-8485 all type to turning support available from beginner to Professional.
- Mike Lanahan (408) 926-9330 Pepper Mills, Segmented, and Shaving or Makeup Brushes.

Ironmen are those who successfully complete all 12 President's Challenge projects for the year. Those who meet the challenge are awarded coveted and distinctive IRONMAN name badges. A blue bar in the accompanying chart means that person has completed the project for the month indicated. You needn't be a great turner, you just need to participate. Make something in our Challenge theme and bring it to the next meeting.

Editor's Note

If I've somehow overlooked your President's Challenge entry, send me an e-mail at MikeLan@aol.com

President's Challenge 2013	January Thirteen	February Off-Axis	March Two of a Kind	April Raindrop (s)	May Wearable	June - 2 joined and different Woods	July Off-Center	August Pen. not from a kit	September -Whistle, Flute, Pan Pipes, Kazoo ..	October Inside-out	November Nut, Pod or Seed	December - Miniature, to fit in ping-pong ball	Picnic TBD
Alias, Johnny													
Beech, Grant													
Benson, Jim													
Gerenser, Bob													
Gott, Jim													
Green, Herb													
Havens, Brian													
Johnson, Rich													
Keogh, Gary													
Lanahan, Mike													
Landon, Scott													
Lillis, Dennis													
Mackenzie, Colin													
Schmida, Tom													
Smith, Joel													
West, Milton													
Westfall, Dick													

For a more detailed description of the 2013 President's Challenges, go to:
<http://groups.yahoo.com/group/SVWoodturners/files/>

IRONMAN Rules

- There are twelve challenges listed for the year and in order to qualify for Ironman you must show, by the November meeting, that you have completed all twelve challenges.
- Challenge entries should be shown at the meeting corresponding to the challenge schedule.
- Entries may only be shown for one challenge.