



CHIPS & Chatter

THE SILICON VALLEY WOODTURNERS' NEWSLETTER




October 4th Program:

**SVW 20 Year
Celebration
and
Ice Cream Social**

In This Issue	Page
Tom's Bowl From a Board	1,6
Celebrate	2
Calendar	3
Sally Ault Flyer	4
Carl Jacobson Flyer	5
President's Challenge	7,8
Show & Tell	9-10
Meeting Minutes	11
The Art of Wood	12-14
Club Notes	15
Ironman Stats	16
Sponsors	18
For Sale	19

Tom's Bowl From a Board



Tom Kenyon was the featured presenter at the September 6th meeting, speaking on the topic: "A Bowl From a Board". Tom is a life-long wood worker and has the necessary skill set and tools required to conceive and execute the Laminated Bowl From a Board he described.

Before getting into the details of the numerous steps required to fabricate this style bowl, Tom showed some of his earlier pieces. Tom's attraction to open segmented construction was evident from the sample pieces he brought to share with us. He has also integrated CNC machined and laser etched pieces into segmented vessels.



Tom's inspiration for this type of construction came from a piece that Hal Metlitzky displayed at the 2012 AAW Symposium. He also credits Tom Lohman for further inspiration and for presenting the key elements of the build.



Continued on page 6



Silicon Valley Woodturners are having our 20th year anniversary celebration. We would like to invite our closest fellow club members to join us in our regular Wed meeting, and to celebrate with us at the October meeting (Wed, Oct 4, 2017).

The meeting starts at 7 pm at the Santa Clara High School wood shop. The high school is at 3000 Benton Street in Santa Clara. The woodshop is in the far south west corner of campus with ample parking in the staff parking lot.

After the normal meeting announcements, and presentations of the show-and-tell, we will have a cake/ice cream celebration in the main woodshop for everyone there to celebrate 20 years of teaching and practicing woodturning. Some past members may be there, and perhaps some memorabilia from the club's past.

We ask that club members consider bringing some past turned special piece that had been a club president's challenge for a encore viewing.

2017 Calendar of Events

<p>President's Challenge: Embellishment Program: Mike Lanahan Segmentation</p>	<p>President's Challenge: Home Made Tool or Jig Program: Dave Devout Spindle Turning</p>	<p>President's Challenge: Use the Skew Program: Dave Vaneer Open Segment Turning</p>
<p>April Apr. 1st. Derek Weidman Meeting: Wed. the 5th P.C: Segmented/ Glued up Program:Sawdust Session West Bay Ice Cream 11Th Apr. 29 Don Pettit</p>	<p>May Meeting: Wed. the 3rd President's Challenge: Toy or Top Program: Top Night PICNIC! Sunday May 21</p>	<p>June Meeting: Wed. the 7th President's Challenge: Broken & Repaired Program: Brian Havens Round Skew</p>
<p>July Meeting: Wed. the 5th President's Challenge: Not Wood Program: "First Aid in the Workshop" Dr. Patric Sullivan</p>	<p>August Meeting: Wed. the 2nd President's Challenge: Wearable Program: CNC Meets the Woodlathe Bob Gerenser</p>	<p>September Meeting: Wed. the 6th President's Challenge: Collabotate/Training Program: Bowl from a Board Tom Kenyon</p>
<p>October Meeting: Wed. the 4th President's Challenge: Face or Profile Program: 20th Anniversary Oct 7 Sally Ault Jewelry & Embelishment</p>	<p>November Meeting: Wed. the 1st Challenge: Multi-Axis Program: Kalia Kliban porringer bowl Carl Jacobson Sun, Nov 12 SCHS</p>	<p>December Meeting: Wed. the 6th President's Challenge: For the Holidays Program: Christmas Party</p>



Sally Ault

Production Woodturner

**Saturday, October 7,
2017**

9:00 am to 4 PM

Bridges Community Church
625 Magdalena Ave, Los Altos

Admission is \$20 for Members and
Spouses

(Includes lunch for those who sign
up in advance)

\$30 for Non Members

All Students are Free!

Co Sponsored by WBAW and SVW



The West Bay Woodturners and Silicon Valley Woodturners are pleased to announce an all-day demonstration by Sally Ault at the Bridges Church in Los Altos. The doors will open at 8:30 am. The general public is invited to attend. The admission fee for this demonstration has been deeply discounted and is being sponsored by the two clubs.

Sally will cover a range of topics: Making wooden jewelry elements and how to use them to create well designed pieces. Many different kinds of embellishments which can be used on all types of turnings, basic box making skills as well as how to use a natural Sea Urchin as the body of the box.

For more information on this demonstration and to sign up for lunch, contact Bob Bley, WBAW Program Officer, by email at rbley90@gmail.com , or by phone at 650-854-4939



Woodturning Demo by Carl Jacobson

Sunday, November 12, 9 AM—4 PM

Santa Clara High School Wood Shop, 3000 Benton St, Santa Clara CA. *

* directions below

Co-sponsored by Silicon Valley Woodturners, and West Bay Woodturners


\$20 members, \$30 non-members, and students free, lunch included.

(To insure your lunch, sign up on [Yahoo Groups](#), or email mikelan@aol.com)

Carl Jacobsen is a prolific YouTube purveyor of woodturning videos, with 166,825 subscribers and 24,486,933 views since April 2007, with projects spanning the interest of beginners to advanced turning. His web site is: <http://thewoodshop.tv/>



Carl has been woodworking and woodturning most of his life. He really enjoys sharing his passion for woodworking with everyone. I stopped counting how many videos he has released after I got to 300, but I think it is over 500. He demonstrates turning everything from a bowl from a resin encapsulated



aluminum shaving (not recommended for the faint of heart), natural edge bowls, Star Wars stuff, to basket illusion embellishment. If you

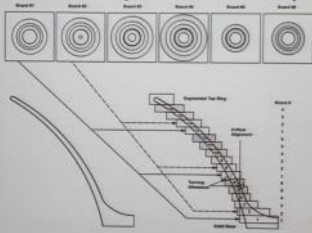
have not seen him yet on [You Tube](#), look him up. He is entertaining, explains things well and has enough topics covered to interest almost anyone.



* **Directions:** The entrance to the wood shop is South from Benton Street, through a gate directly across from the Santa Clara First Baptist church sign, on the West end of the campus. The shop is the south-most building visible from the gate. For more detailed directions, go to: <http://www.svwoodturners.org/directions-to-the-woodshop.html>

Tom's Bowl From a Board, continued


Board/Layer Relationship



The process begins with the design phase where Tom strives to avoid the common funnel shape by carefully sizing the size of the stack rings. Next the variety and order of the boards used in the lamination is determined. At this point the boards are milled to the appropriate thickness, per the design, and brought to uniform width. This stack is glued up in the proper order and allowed to dry.

Block Preparation

- Two halves can be kept separate to reduce resaw requirements



Resawing Block & Sanding



Full or Half Block depending on bandsaw capacity

Circle Layout



Cutting Circles



Full block – scroll saw or parting tool on lathe
Half Block – bandsaw or scroll saw

The dry boards are then re-sawn on the bandsaw to produce the required number of thinner boards that the stack circles will be cut from. These boards are run through the drum sander to bring them to a uniform thickness. Circles are laid out on the newly sanded boards according to the design plan and cut out on a scroll saw.

A faceplate is prepared and the base board is added to the faceplate. The circles are glued in sequence to the base board, one circle at a time. Each circle must be offset rotationally from the one beneath it by a desired amount. This is what produces the hypnotic swirl pattern in the bowl.

Once all the rings are glued up, a top ring is added. This ring is constructed using standard segmented joining techniques. The completed assembly is carefully turned to the final shape and finely sanded prior to the application of Tom's finish.

He ended the presentation by showing some of his recent work and talked about new designs in the Bowl From a Board arena.

Top Ring



Stack Ready to Turn



Bowl Turning

- General Finishes Oil/Urethane wipe on
- Three coats 600/1000/1500 sanding between and final coat




Recent Work

- Single board consists of 32 segments with veneer separators
- Made in halves
- Segments cut with Wedgie Sled



New Directions for BFB

- Tom Lohman's work
- Multiple blocks with different patterns
- Blocks combined to form multi layer patterns



President's Challenge "Collaborate / Training"



**Johnny Alias /
Gary Keogh—**

Vessel of Wood and
Pewter

Used a carbide cutter
on the pewter, normal
wood speed. Polish by
hand, very fine sand-
paper.



**Dave Vannier beading /
Dennis Lillis hollowing —**
Collaborative Beaded Pear
Bowl



**Ray Hari /
Mike Lanahan —**

Carob Multi-axis Weedpot vase
w/ Bark

Penalty wood from John. Sanding
sealer and paste wax finish



**Milton West /
Johnny Alias —**

Vase/Maple Burl

Used Monster hollowing
tool. Finish is Shellawax



**Joe Martinka /
Joe's brother —**

First Pen Turnings

Brother turned a trial
spindle, then a **first pen**



President's Challenge "Collaborate / Training"



Colin Mckenzie / Grandson —

Refillable Chocolate Dish
Top completed by
grandson. Finish is
"foamy" Gorilla Glue.
***Top lifts off to reveal
more candy!***



Bob Gerenser / Dave Plemons —

Maple Burl Hollowform
with Decorative Collar
Used a Monster hollow-
ing tool. Dave did Afri-
can blackwood collar on
Rose Engine.



Ray Hari / Jim Gott Training

Jim taught me how to free-
hand grind a bowl gouge

Gordon Patnude / Jim Gott —

Collaborate & Learn
Cutting board project
in progress. How to
repair a glue gap in
middle of board.



Steve Balsbaugh / Mike Lanahan —

Bowl Gouge Reshaping
and Jig Sharpening
Tips of tools with dips.
Mike trained in reshaping
the wings and sharpening
the tip.



Show & Tell



Mark Koenig —
Thin Wall Mulberry
bowl
 Wall is 1/16" "thin".
 Lacquer finish.



Barb Jones —
Dust Hood mount for
lathe
 Tee track



Ray Hari —
 1. Ash Salad Bowl
 2. Lidded Box w walnut lid



Colin Mckenzie —
Black Acacia Bowl
 Finish is sanding with
 mineral oil



Oscar Wittrock —
Maple Bowl
 Finish is Wipe-On Poly



Show & Tell



Jery Galli —

Carob Bowl and Dish
Knot came out and I finished it this way. ***Talk with Jerry about his new finishing technique.***



Kevin —

Ponderosa Pine Goblet
Finished with beeswax on outside, water based marine spar varnish on inside (drinkable goblet).
Wood donated from PG&E damaged from bark beetle (bluish tint). Originally intended for Burning Man, but didn't make it to the temple.



Dave Plemons —

Trident Maple Bowl
Inlay is abalone.



Tom Nelson —

Avocado Bowl
Finished with 4 coats of butcher block oil



Meeting Minutes - September 13, 2017

Meeting was called to order at 7:00 p.m. by Mike Lanahan



Visitors: Zack Nelson, son of Tom Nelson. Introduced the new Shop teacher, Mitch Posey.

Staff Updates:

- **Mike Lanahan** (VP) — As result of SVW Board meeting on Sept 6, Mike described that
 - SVW club is financially healthy
 - \$200 is budgeted for the 20th Anniversary of SVW, an Ice Cream Social
 - Gary got the approval to buy SVW caps and badges (cost to members to be announced)
 - SVW Club will extend the SVW club member price to other local woodturning clubs provided they reciprocate
 - Greg given OK to add a second video camera/monitor for demos
 - SVW will buy a vacuum adaptor for SCHS lathe so they can do vacuum chucking
 - SVW will offer to sponsor a demonstration room at the Portland AAW Symposium in 2018, to celebrate our 20th anniversary, with a \$500 donation to the AAW
 - Learn-n-Turn for members was described. Hands-on turning at SCHS with help by the experts of the club. A poll will be sent asking if Saturday morning or Wednesday evening is preferred.
- **Gordon Patnude** — No new members. Asked for support to teach pen turning at SCHS class for students. **Turn for the Troops** — >170 pens now - 270 goal. **NEED PENS AT THE NOVEMBER MEETING.**
- **Gordon Patnude** — Submitted 2018 officer nominations as of this time
Anyone wanting to submit others, or yourself, submit the name to Gordon so can schedule the election at the November monthly meeting. **Below are current nominations.**
 - President — Paul Rygaard (incumbent)
 - Vice President — Mark Koenig
 - Secretary — Greg Peck (incumbent)
 - Treasurer — Tom Schmida (incumbent)
- **John Whittier** — Woodfest; **Dennis Lillis** — Anchor Seal; **Tom Kenyon** — CA glue
- **Mike Lanahan** — Programs for rest of the year
 - October mtg. 20yr Anniversary Ice Cream Social, West Bay invited
 - November mtg — Kalia Kliban, Gold Country Woodturners, Porringer Bowl & Milk Paint finish
 - December — Holiday Party
- **Mike Lanahan — Profesional Demos 2017**
 - Oct 7, Sally Ault. Bridges Church in Los Altos. 9:00 a.m.-4:00 p.m., Cost—\$20 all day demo & Lunch; \$30/non-members, students free
 - Nov 12th, Carl Jacobsen. SCHS. 9:00 a.m.-4:00 p.m. Cost — \$20 all day demo & lunch; \$30 non-members, students free

August President's Challenge & make-ups — "Collaborating or Training"

- See the Member and their top in the President's Challenge photo section of this Newsletter.
- Raffle —**

August Show and Tell —

- See the Member and their work in the Show & Tell photo section of this Newsletter.

Break

Presentation — Tom Kenyon, "Bowl from a Board". See photos elsewhere in this newsletter

Meeting adjourned at 8:07 p.m.

The Art of Wood

By Tony Wolcott

The habit of wood collecting dominates our once unoccupied spaces. A nice Albany couple opened up their garage to show me some special wood. The garage was stuffed from bottom to top, almost half was various types of wood, lumber for forgotten projects. Against the wall to the right covered by a tarp was the Thomas Jefferson wood. These were ten-foot 2x6 rough lumber. All the wood was nicely spalted and came from a maple on the Monticello property in Charlottesville, Virginia. Tom must have planted this silver maple (*Acer saccharinum*) in 1772. The tree came down in the mid 1990's and was bought up by MacBeath, a retail/wholesale wood seller. They know a profit when they see it. The Macbeath Hardwood store in Berkeley, 930 Ashby Avenue, received some of the wood and sold these pieces to the nice Albany couple. I came around when the wood was occupying too much space and they wanted it hauled away. I have a truck and now I have some Jeffersonian Monticello wood.

The photo shows the beauty of the wood, spalted lines of defense, some softer wood next to preserved heartwood. It is a study in what trees do to save themselves. Silver maple is a good hard wood. The difficulty in this wood is the slightly decayed wood which is softer than the harder darker wood. This makes turning, sanding and finishing a bit of a challenge, but the wood speaks for itself. If you look closely, you can almost see the State of Jefferson



Historical note: Indonesia has a long history of violence against people of Chinese descent residing in Indonesia. The Dutch town of Batavia (now Jakarta) was the heart of the Dutch East Indies. Outside of Batavia many Chinese rice farmers lived and prospered until the massacre of 1740. As the story goes, one Chinese farmer got wind of the trouble and headed for the hills. He abandoned his property holdings which included a large Rice barn made from logs taken off his prosperous rice fields. The Dutch and Indonesian gangs never found the farmer but set his fields and home on fire. Somehow, they could not destroy the barn, which included carvings of the massive timbers, all hand hewn and pieced together expertly. The barn was disassembled and stacked on site.

Fast forward to the 1960's when an adventurous Berkeley lad tossed aside the university notion and signed up to sail the seven seas. His steamer took him everywhere including Jakarta. Just before leaving Indonesia someone offered him the stacked wood that had been there forever. The wood was described as Chinese, from a rice farmer, and had been stacked there for eternity. Berkeley of course took some and upon his return donated the wood to a wood maker of three legged stools. This furniture maker was familiar to me. An old high school friend of mine described him as a character who lived entirely on cigarettes and beer. My friend would know as he operated a little wine shop in the Berkeley hills, and this guy came in once a day for the last 30 years. When I met the stool maker, he was suffering the downside of his diet. The leftover Indonesian wood was deposited into my truck, along with the lengthy story about how far Berkeley travels and how unpleasant some histories are.

The wood appears to be teak (*Tectonagrandis*), although it had a local name in Indonesia. This is very durable wood. The sapwood eventually softens and is weak, but the heartwood is very strong, heavy, oily and dark brown. Wood this dry is difficult to start into, but the turning and finishing is worth any trouble. The photo shows a piece of the much-traveled wood.



Your wood has stories to tell. At a sale on Pender Island in the South Gulf Islands of British Columbia, I sold a few bowls only if they came from trees on the island. Nobody wanted camphor there, just something from this precious little island. Bill Walzer, a turner, told the story of discovering a bullet in the piece of wood he was turning. Being wise he left the bullet in and created a conversation piece of magnitude.

“If this tree could talk,
What a tale its thoughts would tell
Just like the paperback novels,
The kind a drugstore sells
When you come to the part,
The Hero would be me,
Heroes often fail.
Enter number Two
But you can’t read that book again,
Because the ending’s just too hard to take”

Sorry, that was a plagiarized partial copy of a Gordon Lightfoot song. The point is to tell the story of your wood. Let the wood speak. We have stored in our wood piles thousands of stories, The Tree Chronicles. Wood becomes a little more interesting when you remove a tree and then present the owner with a bowl from that very tree.

CLUB NOTES

Officers, Staff, Volunteers and Contacts

President	Paul Rygard	(408) 866-0390	prygard@yahoo.com
V.P./Programs	Mike Lanahan	(408) 926-9330	Mikelan@aol.com
Treasurer	Tom Schmida	(831) 688-3866	tschmida@sbcglobal.net
Secretary	Greg Peck	(408) 623-9156	gregoreo@me.com
Newsletter Editor	Bob Gerenser	(408) 262-5411	bob.gerenser@sbcglobal.net
	Greg Peck	(408) 623-9156	gregoreo@me.com
Hospitality	Barbara Jones	(408) 257-9385	northbai@att.net
Membership Chair.	Gordon Patnude	(408) 267-6789	gppatnude@comcast.net
Outreach Chair	Joe Martinka	(408) 735-7245	exegrec3@Yahoo.com
Photographers	Jim Gott	(408) 265-9501	jgtimp@aol.com
	Mike Lanahan	(408) 926-9330	mikelan@aol.com
Property Mgmt.	Gary Keogh	(408) 281-9054	gkeogh@sbcglobal.net
Librarian	Mark Koenig	(408) 888-4944	mskoenig@iee.org
Webmaster	Pete Zavala	(405) 849-2858	zavalawoodturning@gmail.com
Site Prep	Johnny Alias	(408) 227-2423	vets9@ix.netcom.com
	Milton West	(408) 729-6334	miltwest@sbcglobal.net
Audio/Visual	Richard Scott	(408) 799-0005	rams1942@sbcglobal.net
	Greg Peck	(408) 623-9156	gregoreo@me.com
Social Chair.	Joe Martinka	(408) 735-7245	exegrec3@yahoo.com
Yahoo Groups	Howard Cohen	(408) 378-9456	howard687@yahoo.com

Volunteer Instructors / Mentors

The turners below have graciously offered to open their shops to help members who want to learn to sharpen, try something new, or master a technique that just doesn't seem to be working. We all love to share. You just have to ask.

Willing to help? Contact Mike Lanahan to join this list.

Jim Gott, jgtimp@aol.com, (408) 265-9501 sharpening, design, natural edge bowls, boxes, goblets, tool control, you name it. Anything but segmenting.

Mike Lanahan, lanahan.mike@gmail.com, (408) 926-9330 Pepper Mills, Segmented, and Shaving or Makeup Brushes.

Dennis Lillis, denjlillis@gmail.com, (408) 353-3821 Hollowing, sharpening, and coring.

Gordon Patnude, gppatnude@comcast.net, (408) 267-6789 Pen Turning

John Whittier: whit10506@aol.com, (408) 761-3941 sharpening, design, natural edge bowls, boxes, goblets, tool control, you name it. Anything but segmenting.

IRONMAN

Ironmen are those who successfully complete all 12 President's Challenge projects for the year. Those who meet the challenge are awarded coveted and distinctive IRONMAN name badges. A blue bar in the accompanying chart means that person has completed the project for the month indicated. You needn't be a great turner, you just need to participate. Make something in our Challenge theme and bring it to the next meeting.

Editor's Note

If I've somehow overlooked your President's Challenge entry, send me an e-mail at bob.gerenser@sbcglobal.net

President's Challenge 2017	January Embellishment	February Home Made Tool/Jig	March Use the Skew	April: Segmented or Glue-up	May Toy or Top	June Broken & Repaired	July Not Wood	August Wearable	September Collaboration or Training	October Face or Profile	November: Multi Axis	November: For the Holidays	Platter Picnic:
Alias, Johnny													
Brown, David													
Butt, Kyle													
Cohen, Howard													
Donovan, Jim													
Elmhorst, Jesse													
Gallis, Jerry													
Gerenser, Bob													
Havens, Brian													
Hari, Ray													
Jones, Barbara													
Keogh, Gary													
Koenig, Mark													
Lanahan, Mike													
Lee, Kevin													
Levin, Gordon													
Lillis, Dennis													
Mackenzie, Colin													
Martinka, Joe													
Moody, Marcus													
Patnude, Gordon													
Perrine, Jay													
Plemons, David													
Rygaard, Paul													
Schmida, Tom													
Vaner, David													
West, Milton													
Westfall, Dick													
Zavala, Pete													

For a more detailed description of the President's Challenges, go to:

[https://groups.yahoo.com/neo/groups/SVWoodturners/files/Presidents Challenge/](https://groups.yahoo.com/neo/groups/SVWoodturners/files/Presidents%20Challenge/)

IRONMAN Rules

- There are twelve challenges listed for the year and in order to qualify for Ironman you must show, by the end of the year, that you have completed all twelve challenges.
- Challenge entries should be shown at the meeting corresponding to the challenge schedule.

SVW NEEDS YOU!

It takes more than the officers and program chairs to make our club function at its best. If your name's not in the column at right, we still need your help in other ways to manage some of the club's activities. This is a HELP WANTED ad, and we need you to respond. There are always things that need doing. In particular, we need:

- Volunteers for shop tours
- Volunteers to present/demonstrate at meetings
- Members to write up their profiles for the newsletter
- Short articles or Tips & Tricks for the *Chips & Chatter* newsletter

Please contact Mike Lanahan to volunteer and help make our activities happen.

OTHER WOODTURNING CLUBS: You may use materials in this newsletter for the benefit of other turners. Please credit Silicon Valley Woodturners and the newsletter month and year for any material you use, and mention our web site: www.svwoodturners.org. Note that if we've flagged an article as having been reprinted from another source with permission, you must secure that same permission in order to use that material.

Join Silicon Valley Woodturners

Want to join a great group of turning enthusiasts in an atmosphere of sharing and camaraderie? Become a member of Silicon Valley Woodturners. We meet on the **First** Wednesday of each month. See page 2 for details. Drop in at any meeting and check things out. To join, contact John Whittier (see contact list), or just complete the application form below and mail with check to Grant. Learn more about our club on the web at www.svwoodturners.org.

Silicon Valley Woodturners Membership Application

Please print and mail with a check payable to SVW for \$35* individual (\$45* family) to:
[Gordon Patnude, 1348 Whitegate Ave, San Jose, CA 95125](mailto:gppatnude@comcast.net) Phone: 253-820-8684-- email: gppatnude@comcast.net

Name _____

Address _____

City _____ State _____ Zip _____

Phone(s): home: _____ mobile: _____

Email _____ Website _____

Lathe(s): _____

Current Member of AAW? Yes ___ No ___

Member-ship*	Renewal	2 nd Quarter April - June	3 rd Quarter July - Sept.	4 th Quarter Oct. - Dec.
Individual	\$35	\$25	\$20	\$10
Family	\$45	\$35	\$30	\$15



Sponsors



Shavings & Sawdust

Join this Group for Home & Garden or
Sawdust Session information.

Here are the details on Shavings:

Group home page: <http://groups.yahoo.com/group/Shavings>

Group email address: Shavings@yahoogroups.com



CRAFT SUPPLIES USA

THE WOODTURNERS CATALOG

woodturnerscatalog.com • 1-800-551-8876

WOODCRAFT®

Helping You Make Wood Work®

Eric McCrystal
Store Manager

Woodworking Tools • Books • Supplies • Lumber • Classes

SEANNA WOODWORKS, INC.

d/b/a WOODCRAFT

40 El Camino Real

San Carlos, CA 94070

Phone: 650.631.9663

Fax: 650.631.9633

woodcraft561@mac.com

http://stores.woodcraft.com/san_carlos



North Woods

Wood for woodworkers
and craftspeople

- Big Leaf Maple
- White Oak
- Black Walnut
- ... and more!

service@nwfiguredwoods.com

www.nwfiguredwoods.com (800) 556-3106

15% off online orders! use WOODTURNERS coupon code at checkout.



The Sanding Glove®

17252 Big Rd, Bloxom VA 23308

Toll Free 1 (800) 995-9328

Secured Storage for Autos, Boats and RVs

Pedron's Storage

Storage Location: 6150 San Ignacio Ave., San Jose, CA 95119

408-269-5200

Serving San Jose
For Over 40 Years!

www.pedronsvstorage.com

Office Hours:
Tues-Fri 10-5

Our outside storage facility has:

24 hour Cardkey Access • Monitored Electronic Surveillance

Competitive Rates • Month-To-Month Lease



1492 Soquel Ave

Santa Cruz, CA 95062

831-425-1492

Chocolates Worth Their Calories™



est. 1954

Warehouses:

Perris, Salt Lake City

Berkeley, San Francisco

Dry Kilns, Edinburgh, IN

Corp. Office: San Francisco

MG GUTIERREZ
Manager

2211 Ringwood Ave., San Jose, CA 95131

(408) 526-9663 Fax (408) 526-9664 Cell: (408) 640-7811

E-mail: mg@macbeath.com www.macbeath.com

Next Meeting...

Join us Wed., October 4th @7:00PM

Santa Clara High School Woodshop

3000 Benton St, Santa Clara, CA

It is right across the street from the Baptist Church sign, and just past (coming from Kiely) a No Entrance sign.

Sept. Program: Celebration!

Sept. Challenge: Face Or Profile

Dinner before the Meeting:

Watch for email update



FOR SALE



Smocks, SVW colors. \$30 (SVW patch not included). Contact John Whittier for details.

(408) 379-3722,

turninghands@yahoo.com



Bandsaw Cutting Round Disk Sets, numbered, with

center holes— These sets of 1/4" thick MDF disks increment by 1 inch from 4" to either 12" or 20", depending on the set. 4"-12" set (shown), \$14, or the 4"-20" set, \$20. Contact John Whittier for details. (408) 379-3722,

turninghands@yahoo.com