



# CHIPS & Chatter



[www.svwoodturners.org](http://www.svwoodturners.org)

THE SILICON VALLEY WOODTURNERS' NEWSLETTER

## Top Night 2014

By Bob Gerenser

There was a modest, but enthusiastic, turn out for the annual top night at Wednesday's meeting.

It was a head to head competition in the Longest Running category, with up-start Mike Lanahan challenging perennial favorite Gary Petretti. Mike opted for a motorized spin start, which unfortunately, was fraught with technical difficulties. Gary, an obvious proponent of the KISS school of thought, relied on the 'ol string pull start and handily won with a time of :



While Mike and Gary battled with their mighty tops, Glenn Kreug once again dazzled the crowd with his miniature finger spun top. Glenn's diminutive top spun, well, like a top, earning him First Place in the division again this year.



A more than a half dozen members vied for "Top Spot" (groan) in the general finger spun category. Dick Westfall wound up (more groans) winning this competition by out spinning the field.



Some tops spun upside down as well as right-side up!

Glenn also won the "Most Colorful" category with his multi-layered entry, created on his ornamental lathe.



While there were winners in every category, there were no losers; all participants were awarded a traditional Top Night prize: a candy bar.

# Mike's Message

## Mike's Message June 2014

Top night was a lot of fun. There was barely room around the table to get in on the finger spun top competition. As expected Gary Petretti won the open competition, but I was his only competitor. My only chance of winning was if Gary could not attend. Phil's record time still stands. The winners got really good candy bars ... but so did all the participants, so there were no losers.

I enjoyed hearing the teaching and collaboration stories for the May challenge. After all, teaching woodturning is one of our club's primary goals. The alternate material June challenges were very interesting, with Corian, acrylic, nut and even antler. But it is still hard to beat the enjoyment of turning wood. The challenge next month is to **inlay** a turning, and I have not had time to think about how to approach this one.

June was our last monthly meeting at Rich Johnson's Turning Center. We have been very lucky to enjoy Rich and Michelle's hospitality, allowing us to have such an appropriate meeting venue. It has definitely been part of our club culture. It has been a shop environment, large enough to hold us (sometimes just barely) but small enough to give a feeling of intimacy and hominess. Rich noted that he will continue his weekly Wednesday Sawdust Sessions as long as possible, so take advantage of them while you can.

Come see Mike Schuler at our next meeting, which will be at the TechShop San Jose, 300 S. Second Street, San Jose. There is parking across San Carlos in the 2<sup>nd</sup> and San Carlos garage, with a \$5 flat rate after 6pm. If you come after 6pm and dine at one of the local eateries

which validate, the parking is free. I plan to try Pizza my Heart. We are requesting a cheaper rate for our club member parking from the city, but the city is slow to respond.

We are continuing discussions with Santa Clara High School to see if we can use their woodshop & classroom, in exchange for student access to our club meetings, library material, instruction or mentoring from our members, and donated works of spectacular wood art. The principal is as excited about this possibility as the shop teacher was, and will argue our case to the district to hopefully keep us from paying the customary facility rental fee. I also found out last week that the AAW has a program to allow young turners to become free members of the AAW for one year, which also gives them the AAW insurance our members have. It sounds like a win-win to me. Stay tuned, and keep turning,

Mike



In This Issue	Page
Top Night	1,4
Mike's Message	2
President's Challenge	
Tip	2
Vice President's Notes	3
President's Challenge	5-7
Show & Tell	8
DVD Review	9
AAW Symposium Remarks	10,11
Upcoming Symposia	11
Meeting Minutes	12
Mike Shuler Info	13
Club Notes	15
Ironman 2014	16
Next Meeting	17
For Sale	18

## President's Challenge Tip

The president's challenge for July is Inlays. I picked up a free copy of Woodturning Magazine (the British one) at the Phoenix symposium, and lo and behold there is an article titled "What you need to know about inlays". Well that's all well and good, but what if you don't get the magazine? Well, the article was written by Kurt Hertzog, and he posts a pdf of all his articles on his website as soon as the magazines are printed. If you are interested, the hyperlink to Kurt's article follows:

[http://www.kurthertzog.com/articles/wt\\_266\\_38\\_44\\_how\\_to\\_do\\_that\\_tfmbJR.pdf](http://www.kurthertzog.com/articles/wt_266_38_44_how_to_do_that_tfmbJR.pdf)

## 2014 SECOND HALF PROGRAMS

July 2 Mike Shuler Presentation at our first meeting at the Tech Shop in San Jose (300 S Second St)

[info.sj@techshop.com](mailto:info.sj@techshop.com)

Mike is one of the most accomplished segmented turners in the field with a his pieces in such unknown places as the Louvre in Paris and Museum of Fine Arts in New York as well as numerous other fine art museums and galleries. He will come to do a show and tell and answer questions about his unique and beautiful art and share some helpful tricks of the trade.

SPECIAL NOTE re July BBQ: Rescheduled BBQ & Turning Show Event has been postponed until Sept 13 (Sat).

Participants and spouses will select favorites for prizes and ribbons (AKA bragging rights). Location is yet to be determined. This will be a pot luck side dish or dessert with SVW providing main course burgers and drinks and a lot of fun. Also, the President's Flying Disk Challenge will be held at this time.

August 6 Phil Roybal will cover the Club website and Yahoo Group site navigation/access/issues ~ 30-40 minutes. Bring your questions. Then Part 2 will be Turning Blank Processing from the log by mystery man.

September 3 Mirka Abrasive Rep presentation. Jed Eskelson will offer a presentation on Mirka abrasives. I'll be encouraging him to bring lots of samples...."I sand, you sand, we all sand with the sand man."

Sept 13 BBQ see above

Oct 1 Mike Lanahan Photo Expos'e: "Helpful photo techniques or How to Make Your Work Look Better Than it Really Is"

Mike has promised not to 'show too much leg', but well..

Nov 5 Finishing Discussion??

What finish when? Samples. Tests.

I would like to make this a participatory event. We learn from each other.

I invite everyone to turn a 7" bowl and prep and finish it in your typical manner. (Make a note of how you finish to share specifics and mark your bowl well.) Bring it in and we will put it through some 'USE TESTS' and we can review first hand how different finishes perform.

This should be a valuable learning opportunity to see how your finish compares.

December Christmas party. (Date and location to be determined.) Dinner out. Bring your spouse for the holiday club event. Bring a turned or turning related item (~\$10-15 value) you would like to use or put on your own shelf for the drawing and trading fun.

Dennis





# Top Night 2014



# May President's Challenge "Collaborate/Teach"

## TURNING OUT



Bob Gerenser and  
Pete Zavala

Bob taught Pete to the basics of hollowing using Bob's "Monster Hollowing Rig".



Mike Lanahan and  
Pete Zavala

Mike showed Pete many things not to do while making a segmented piece from Corian. Small Corian bowl with Maple rim.



John Whittier taught Gordon the basics of turning a natural edge plum bowl; John did the outside and Gordon did the inside and finishing.



Gordon Patnude



Rich Johnson

Help Craig T with Stylist  
& K-scope



Jim Gott & Oscar Wittrock

Jim Gott & I  
turned a lamp.





# June President's Challenge

## "Not Wood"



Pete Zavala, Segmented  
Corian Hollow form.



Gordon Patnude, It's not  
wood - it's Antler! Pen for  
niece's husband from antler  
of deer he bagged.



Rich Johnson, Small natural  
edge bowls using my last  
palm nuts



Jim Gott, Tortoise Shell acrylic  
top, wet sanded to 1200 grit, and  
plastic polish.

Makeup, Ash sphere with Claro  
Walnut base, finished with lacquer.



# Turning Out continued



Bob Gerenser, Stacked  
ring Corian “Water-Pik”  
pick holder



Scott Landon,  
Jar, Not Wood



Mike Lanahan, Segmented  
Corian open container to  
hold kitchen brushes. No  
finish.

## April President’s Challenge Make-up “Sphere”



Keith Towe, Australian Member,  
“The sphere is approx. 85mm dia. x 200mm.  
high. and is made from Victorian  
Fiddleback Blackwood.  
It is my interpretation of the Magic Pudding”,  
from an Australian children’s story

# Show & Tell

Greg Peck , Liquid Amber club, almost done, finish tonight is sanding sealer/ lacquer.



Dick Westfall , Staved lidded container, Beech & Redwood, Poly finish



Pete Zavala , Black Walnut Hollow form with Corian rim



Jim Gott , Madrone natural edge bowl, turned green to finish thickness and frozen. Finished with lacquer and buffed.





## THE SKEW CHISEL ALLAN BATTY

Approximate length 1h00m


My initiation and experience at the lathe was on a Shopsmith in 1980-81, and I am self-taught. Except for watching Norm

Abrams and other TV woodworkers do a little turning or some of the projects they were doing, so even a DVD by one of the acknowledged experts in the field would be more help than just reading an article in a book or magazine.

Because I had been experiencing some problems while using the skew. I wanted to get to the bottom of this and so I turned to one of the true masters of the lathe for some sage advice. I borrowed this

video from the SVW Video Library.

Although the title says it is about the skew, the content goes beyond the skew and includes the parting tool, a beading and parting tool, and the spindle gouge, but above all, Allan emphasizes technique and tool presentation to the workpiece. He shows how to start, execute and finish the cut for several forms of decorative spindle work.



The most important benefit of this video is that with proper technique, you can avoid those deadly “catches” which can be the ruin of an otherwise fine piece of work. However, I must tell you that the benefit is not without some cost --- specifically spending time at the lathe practicing the things Allan demonstrates. The more practice, the better your work.

In addition to building your confidence in the use of the skew and other tools, a small bonus of the video is that you learn to turn a Cabriole leg, which is a style often found in fine furniture.

As a little frosting on the cake, Allan takes a few minutes to review sharpening the skew and the roughing gouge, which he uses quite skillfully as a bowl or spindle gouge.

I found this video to be both interesting and well done. If you need help with the skew, I think you will find the answers you need on this video. It is the #1 video of the nearly 200 in the SVW Video Library.

Gordon Patnude

### DVD Lending Library Reminder

There is no charge to check out one or two of our many DVD's for one month.

If you do not return the DVD(s) at the next meeting, you will be charged \$5.00 (per month) per DVD not returned

## AAW 2014 Symposium, Phoenix AZ

One hundred and five degrees. Phoenix Arizona in June. Luckily you don't need to spend much time out in the heat, and yes, it doesn't feel quite as bad as it sounds because of the low humidity. Having just been to the Utah Symposium last month, how much would I get out of a second one so soon? Some of it is intangible and not what I expected.



With the potential to teach or mentor high school students in woodturning, where do you begin? Skills or projects? And a myriad of other questions. Kip Christianson had a presentation and demo on teaching woodturning. Even before that, as I was waiting for another demonstration to begin, Kip sat down next to me, and we talked a bit about the issues. The AAW has a book that Kip wrote on the subject. One morning at Starbucks I sat down with Jim Rodgers, who also just published a book on woodturning lessons from his high school and adult education experiences. Jim had some great insights and sugges-

tions, and that was beyond what is even in his book. I was thinking that it was ironic that I had to go all the way to Phoenix to have this discussion with Jim, since I see him about once a month anyway. But it is an environment in which nobody has other things they need to do, and there is no normal routine to maintain.



The AAW has a supplier show so you can go visit with the tool manufacturers, and possibly get some discounted show prices. Pick up and examine some of the tools you only see in catalogs. I was able to thank the owners of North Woods Figured Woods, and Monster for their customer service, and exchange one bangle blank for another size with Wild Wood Designs. Trent Bosch had a video hollowing "Visualizer" system (kind of an improvement over laser systems for hollow form wall thickness control) just released before the show,



but \$650?! Just being able to see the entire selection of Thompson tools in one place was cool. Want to compare lathes? Powermatic, One Way and Robust were all there.



The presentations I liked were:

Michael Mocho – Beyond the basic Box: Design & Details. Michael had a good (dry) sense of humor. Very efficient box making sequence, and good tips for using a skew in multiple ways, including as a chatter tool.

Bill Ooms – Mini Metal Lathe for Woodturning. A lot of great tips on using a mini metal lathe for woodturning.

Andy Cole – Natural-edge Nested Sets. McNaughton coring tips, as well as tips for natural-edge coring.

Alan Trout – CA Finishing Large Pieces. Alan uses CA on large bowls and hollow forms to get a glass-like finish. What viscosity, how to apply, when to use accelerator to cure coats, sanding and polishing.

Kip Christensen – Teaching Woodturners

Joe Fleming – Airbrush Demystified. Airbrush model recommendations, dyes, inks, exercises, and frisket use

Doug Baldwin – Photographing Wood Objects. As a product photographer for 30 years, Doug had many good techniques to share. He is primarily focused on high-end photos, as would be used to submit your work to a juried exhibition or gallery, but also apply to web site photos as well.




There were a couple AAW meetings. The Segmented Chapter had a meeting and promoted the Segmented Symposium in San Antonio, Texas in October. The AAW also had a meeting of all the chapter representatives to discuss the results and recommendations of a work group that has been evaluating how well the AAW communicates the value of becoming a member, how the benefits can be improved or changed, and how to improve communications with all the chapters. They suggest a Safety Officer and a Communications person identified for each club. I believe the work they have

done represents the AAW's intention to improve the services offered to the members. In the end, it was a good visit. I got a lot out of it, but didn't get to see every presentation I wanted to.

How do you go from 105 degrees to 71 degrees in 100 minutes? Fly back to San Jose! Ahhhhhhhh.

Mike



Ps – I also visited with Lonnie and Micki Hurst. If you went on the shop tour a couple years ago, you may recall how buttoned-down and organized his shop was. Imagine what he would do with a clean slate moving to Arizona. OMG.



## Symposia Across the USA

- Woodturners of Olympia, Olympia WA, July 26, 2014
- Turn On! Chicago, Mundelein, Ill, August 15-17, 2014
- SWATurners Symposium, Waco, TX August 22-24, 2014
- Ornamental Turners International Symposium, Columbus OH - September 2014
- 15<sup>th</sup> Rocky Mountain Woodturning Symposium, Loveland, CO September 12-14, 2014
- Turning Southern Style XX Symposium, GAW September 19-21, 2014
- Segmented Woodturners Symposium, San Antonio, TX October 16-19, 2014
- 6<sup>th</sup> Annual Wisconsin Woodturners Expo, Eau Claire, WI October, 2014



# Meeting Minutes

## SVW Meeting Minutes 3/4/14 Top Night

Gary Keogh Secretary

President Mike Lanahan called the meeting to order at 7:00 o'clock .

Attendance was way down for rettihis meeting. We suspect vacations and such.

There were no new members and no visitors.

It was announced that this would be the last meeting at Rich's shop. The house has been sold and they are in the process of packing things up. Rich did say that he would continue the Sawdust Sessions at the shop for as long as he could.

Venue for the July 2<sup>nd</sup> meeting will be at the TechShop at 300 South 2nd Street. Parking maybe a problem. There is parking at the TechShop but it for paid members only. It was said that there is a lot not far away. Come early I guess.

There are negotiations on going with SCHS as a meeting place. This would be a good spot for us to hold demos.

\*The Web Master position is open at the moment and we need someone to step in and help out. I think training has been offered for that person.

Mike announced that Olive Hyde Artists Group is still looking for donations. You can go to their website for further details.

Collin Mackenzie has had a hip replaced and his nurse (Thelma of course) indicates he is doing as well as could be expected.

President's Challenge was held with the drawing following.

Winners were: Jim Gott – Wood, Bob Gerenser – Wood, Pedro Zavalla – Wood, Gordon Patnude – 2 Gift Certificates and Scott Landon – Gift Certificate.

Show and Tell was conducted and then "TOPS"

Gary Petretti won for the longest string pull category for the second year in a row. Time 12.53.08.

Longest hand spin was won by Dick Westfall. Time unknown.

Glen Krueg won the most colorful category.

This was adjourned my Mike.

# MIKE SHULER

CONTEMPORARY FINE ART OBJECTS  
SEGMENTED WOOD VESSELS

Meet the Artist  
Enjoy his Presentation  
The Techshop  
Wednesday, July 2nd  
Silicon Valley Woodturners  
7:00 PM To 9:30 PM



# Sponsors



## Shavings & Sawdust

Join this Group for Home & Garden or Sawdust Session information.

Here are the details on Shavings:

Group home page: <http://groups.yahoo.com/group/Shavings>

Group email address: [Shavings@yahoogroups.com](mailto:Shavings@yahoogroups.com)



Even Roy wants to know...

How did you do that?

Rich Johnson's

### Woodturners' Boot Camp

Learn the basics, from chainsaw to polish. An all day class. Book available. Sign up now.  
(408) 254-8485.



## CRAFT SUPPLIES USA

THE WOODTURNERS CATALOG

[woodturnerscatalog.com](http://woodturnerscatalog.com) • 1-800-551-8876

## WOODCRAFT®

Helping You Make Wood Work®

Eric McCrystal  
Store Manager

Woodworking Tools • Books • Supplies • Lumber • Classes

SEANNA WOODWORKS, INC.

d/b/a WOODCRAFT

40 El Camino Real

San Carlos, CA 94070

Phone: 650.631.9663

Fax: 650.631.9633

[woodcraft561@mac.com](mailto:woodcraft561@mac.com)

[http://stores.woodcraft.com/san\\_carlos](http://stores.woodcraft.com/san_carlos)

## North Woods

Wood for woodworkers and craftspeople

- Big Leaf Maple
- White Oak
- Black Walnut
- ... and more!

[service@nwfiguredwoods.com](mailto:service@nwfiguredwoods.com)  
[www.nwfiguredwoods.com](http://www.nwfiguredwoods.com) (800) 556-3106



## The Sanding Glove®

17252 Big Rd, Bloxom VA 23308

Toll Free 1 (800) 995-9328

## Secured Storage for Autos, Boats and RVs

### Pedron's Storage

Storage Location: 6150 San Ignacio Ave., San Jose, CA 95119

408-269-5200

Serving San Jose  
For Over 40 Years!

[www.pedronsvstorage.com](http://www.pedronsvstorage.com)

Office Hours:  
Tues-Fri 10-5

Our outside storage facility has:

24 hour Cardkey Access • Monitored Electronic Surveillance

Competitive Rates • Month-To-Month Lease



1492 Soquel Ave  
Santa Cruz, CA 95062

831-425-1492

[www.mackenziechocolates.com](http://www.mackenziechocolates.com)

Chocolates Worth Their Calories™



est. 1954

### Warehouses:

Perris, Salt Lake City  
Berkeley, San Francisco  
Dry Kilns, Edinburgh, IN  
Corp. Office: San Francisco

MG GUTIERREZ  
Manager

2211 Ringwood Ave., San Jose, CA 95131  
(408) 526-9663 Fax (408) 526-9664 Cell: (408) 640-7811  
E-mail: [mg@macbeath.com](mailto:mg@macbeath.com) [www.macbeath.com](http://www.macbeath.com)



# CLUB NOTES

## SVW Needs YOU

### 2014 Silicon Valley Woodturners Officers, Staff, Volunteers, and Contacts

**It takes more than the officers** and program chairs to make our club function at its best. If your name's not in the column at right, we still need your help in other ways to manage some of the club's activities.

This is a **HELP WANTED** ad, and we need you to respond. There are always things that need doing. In particular, we need:

- Volunteers for shop tours
- Volunteers to present/demonstrate at meetings
- Members to write up their profiles for the newsletter
- Short articles or Tips & Tricks for the *Chips & Chatter* newsletter

Please contact Bob Gerenser to volunteer and help make our activities happen.

<b>President</b>	Mike Lanahan	(408) 926-9330	<a href="mailto:Mikelan@aol.com">Mikelan@aol.com</a>
<b>V.P./Programs</b>	Dennis Lillis	(408) 309-8060	<a href="mailto:denlillis@verizon.net">denlillis@verizon.net</a>
<b>Treasurer</b>	Dick Westfall	(831) 688-2687	<a href="mailto:r_westfall@msn.com">r_westfall@msn.com</a>
<b>Secretary</b>	Gary Keogh	(408) 281-9054	<a href="mailto:gkeogh@sbcglobal.net">gkeogh@sbcglobal.net</a>
<b>Newsletter Editor</b>	Bob Gerenser	(408) 262-5411	<a href="mailto:bob.gerenser@sbcglobal.net">bob.gerenser@sbcglobal.net</a>
<b>Hospitality</b>	Thelma Mackenzie Colin Mackenzie	(831) 425-1514 (831) 425-1514	<a href="mailto:tm@jknvl.com">tm@jknvl.com</a> <a href="mailto:colin@mackenzieschocolates.com">colin@mackenzieschocolates.com</a>
<b>Photographer</b>	Jim Gott	(408) 265-9501	<a href="mailto:jgtimp@aol.com">jgtimp@aol.com</a>
<b>Property Mgmt.</b>	Gary Keogh	(408) 281-9054	<a href="mailto:gkeogh@sbcglobal.net">gkeogh@sbcglobal.net</a>
<b>Librarian</b>	Jim Benson	(831) 475-5615	<a href="mailto:jimlbenson@yahoo.com">jimlbenson@yahoo.com</a>
<b>Webmaster</b>	Rich Johnson	(408) 254-8485	<a href="mailto:Rich@latheart.com">Rich@latheart.com</a>
<b>Site Prep</b>	Johnny Alias Milton West	(408) 227-2423 (408) 729-6334	<a href="mailto:vets9@ix.netcom.com">vets9@ix.netcom.com</a> <a href="mailto:miltwest@sbcglobal.net">miltwest@sbcglobal.net</a>
<b>Membership</b>	John Whittier	(408) 379-3722	<a href="mailto:turninghands@yahoo.com">turninghands@yahoo.com</a>
<b>Audio/Visual</b>	Richard Scott	(408) 799-0005	<a href="mailto:rams1942@sbcglobal.net">rams1942@sbcglobal.net</a>
<b>Yahoo Groups Owner</b>	Howard Cohen	(408) 378-9456	<a href="mailto:howard687@yahoo.com">howard687@yahoo.com</a>

## Sharing Knowledge

**MEMBERS:** Please contribute your expertise to our newsletter. The editor will help you get your article ready if need be. Deadline is one week after our club meeting.

**OTHER WOODTURNING CLUBS:** You may use materials in this newsletter for the benefit of other turners. Please credit Silicon Valley Woodturners and the newsletter month and year for any material you use, and mention our web site: [www.svwoodturners.org](http://www.svwoodturners.org). Note that if we've flagged an article as having been reprinted from another source with permission, you must secure that same permission in order to use that material.

### Volunteer Instructors / Mentors

The turners below have graciously offered to open their shops to help members who want to learn to sharpen, try something new, or master a technique that just doesn't seem to be working. We all love to share. You just have to ask. Willing to help? Contact Mike Lanahan to join this list.

- Jim Benson (831) 475-5615
- Jim Gott (408) 265-9501 sharpening, design, natural edge bowls, boxes, goblets, tool control, you name it. Anything but segmenting.
- Rich Johnson (408) 254-8485 all type to turning support available from beginner to Professional.
- Mike Lanahan (408) 926-9330 Pepper Mills, Segmented, and Shaving or Makeup Brushes.

Ironmen are those who successfully complete all 12 President's Challenge projects for the year. Those who meet the challenge are awarded coveted and distinctive IRONMAN name badges. A blue bar in the accompanying chart means that person has completed the project for the month indicated. You needn't be a great turner, you just need to participate. Make something in our Challenge theme and bring it to the next meeting.

## Editor's Note

If I've somehow overlooked your President's Challenge entry, send me an e-mail at [bob.gerenser@sbcglobal.net](mailto:bob.gerenser@sbcglobal.net)

President's Challenge 2014	January Mushroom	February Alternate Chucking	March Square Bowl	April Sphere	May Collaborative/Teach*	June Not Wood	July Inlay	August Complimentary Pieces	September Helix, Spiral or Threading	October Different Model Lathe	November Lidded Box	December For The Shop	Picnic Flying Disc
Alias, Johnny													
Benson, Jim													
Gerenser, Bob													
Gott, Jim													
Green, Herb													
Johnson, Rich													
Jones, Barb													
Keogh, Gary													
Lanahan, Mike													
Landon, Scott													
Lillis, Dennis													
Mackenzie, Colin													
Patnude, Gordon													
Peck, Greg													
Ryan, Doug													
Sayed, Ayman													
Schnida, Tom													
Studley, Raf													
Towe, Keith													
West, Milton													
Westfall, Dick													
Wittrock, Oscar													
Whittier, John													
Zavala, Pete													

For a more detailed description of the 2014 President's Challenges, go to:

<http://groups.yahoo.com/group/SVWoodturners/files/Forms/>

## IRONMAN Rules

- There are twelve challenges listed for the year and in order to qualify for Ironman you must show, by the end of the year, that you have completed all twelve challenges.
- Challenge entries should be shown at the meeting corresponding to the challenge schedule.
- Entries may only be shown for one challenge.

# Next Meeting...

**Join us Wednesday, July2nd at 7:00 P.M., at The Techshop**, located at 300 S 2nd St, San Jose, Ca 95113 at the corner of E San Carlos and 2nd St.

**July Program:**Mike Schuler  
**July’s President’s Challenge:** Inlay

**Dinner before the Meeting:** For those who would like to get together for dinner before the meeting, we meet at 5:30 PM. Pizza My Heart, at 117 E San Carlos, diagonally across the street from the Techshop



# Join Silicon Valley Woodturners

Want to join a great group of turning enthusiasts in an atmosphere of sharing and camaraderie? Become a member of Silicon Valley Woodturners. We meet on the **First** Wednesday of each month. See page 2 for details. Drop in at any meeting and check things out. To join, contact John Whittier (see contact list), or just complete the application form below and mail with check to Grant. Learn more about our club on the web at [www.svwoodturners.org](http://www.svwoodturners.org).

## Silicon Valley Woodturners Membership Application

Please print and mail with a check payable to SVW for \$35\* individual (\$45\* family) to:  
 John Whittier, 961 W. Latimer Ave, Campbell CA 95008

**Name** \_\_\_\_\_

**Address** \_\_\_\_\_

**City** \_\_\_\_\_ **State** \_\_\_\_\_ **Zip** \_\_\_\_\_

**Phone(s):** home: \_\_\_\_\_ mobile: \_\_\_\_\_

**Email** \_\_\_\_\_ **Website** \_\_\_\_\_

**Lathe(s):** \_\_\_\_\_

**Current Member of AAW?** Yes \_\_\_ No \_\_\_


Membership*	Renewal	2 <sup>nd</sup> Quarter April - June	3 <sup>rd</sup> Quarter July - Sept.	4 <sup>th</sup> Quarter Oct. - Dec.
Individual	\$35	\$25	\$20	\$10
Family	\$45	\$35	\$30	\$15





# FOR SALE

**Heartwood Concepts Dust Collec-tor.** This is the dust col-lector system Bob Bley showed in November, and is available from Rich Johnson. \$160  
[Rich@latheart.com](mailto:Rich@latheart.com)



**Smocks**, SVW colors. \$30 (SVW patch not included). Contact John Whittier for details.  
(408) 379-3722,  
[tuinghands@yahoo.com](mailto:tuinghands@yahoo.com)



**Bandsaw Cutting Round Disk Sets, numbered, with center holes**— Select a disk size appropriate to the size blank you want to bandsaw from a log, and secure it to the log through the center hole to the log with a wood screw, and cut outside the disk with the saw for an optimally sized and shaped turning blank. These sets of 1/4" thick MDF disks increment by 1 inch from 4" to either 12" or 20", depending on the set. 4"-12" set (shown), \$14, or the 4"-20" set, \$20. Contact John Whittier for details. (408) 379-3722,  
[turnturninghands@yahoo.com](mailto:turnturninghands@yahoo.com)

