



CHIPS & Chatter



www.svwoodturners.org

THE SILICON VALLEY WOODTURNERS' NEWSLETTER

An Evening with Ray Key





By Greg Peck

Ray presented a demo on platter rim design, and a demo on a small maple, cone shaped bowl using a glue block, his preferred method of holding wood for his bowl making. Both presentations were very informative and very personable, with tips and tool design features and uses. His presentations were informative and *really* entertaining. He focuses on the design, saying very subtle changes can make or break a bowl's appeal.

PLATTER RIM DESIGNS:

He gave a presentation of rim designs for platters and plates using a quarter sawn piece of wood about 9-10 inches square and 1 1/2 - 2 inches thick. After rounding off the wood, he proceeded to turn out many variations of beads and coves at the rim of the platter on Rich's lathe.



He gave us his design ideas along the way for each design. Odd numbers of coves and beads is more pleasing to eye. Raised beads, imbedded beads, beads with adjacent ledges, concave and convex coves, the same with adjacent ledges, beads at the rim entrance to the platter interior. It went on and on with designs and reasons for the procedures to give pleasing looks. He would scrape away a design in order to proceed to the next design he wanted to show. Amazing that he could show so many designs with that piece of wood.



[Continued on page 3](#)

In This Issue: Ray Key (Pg. 1, 3, 4) Mike's Message (Pg.2), Symposia (Pg.2), Utah Comments (Pg. 3, 5, 6, 7), Tips and Tricks (Pg.5), My Shop (Pg.6), Club Notes (Pg. 10), Ironman (Pg.11) Join SVW (Pg.12), For Sale(Pg.12)

Mike's Message

Having just returned from the Utah Woodturning Symposium, I have some pointers for anyone considering going to a similar symposium. Number One and my most important advice is, as Nike says, "Just Do It!". It may look a bit expensive but the concentrated woodturning knowledge and techniques presented makes it a great value. Number Two, go with a few fellow turners who share your particular sense of humor, particularly if it is twisted. You can have a blast. I would elaborate, but as I'm sure everyone knows, "What happens in Provo, stays in Provo." An observation from the symposium: Glenn Lucas is like a Lay's potato chip; you can't see just one demo without wanting more.

I hope everyone enjoyed our Ray Key demo in May. He is so shy and retiring, it is good that we could get him to come out of his shell and open up. But seriously, Ray gives good demo, and was a blast to watch. The subtlety of design variation is

sometimes a difficult concept to address while on the lathe, and it was nice to get such an accomplished professional to address this aspect, and embellish with so many stories.

Our June meeting at Rich and Michelle's is probably our last at the Johnson shop, so bring your May and June President's Challenges. Bring your tops, large and small, colorful and camouflaged, finger spun, string started or whatever your imagination has conceived. Let's celebrate all the great times we have shared thanks to the Johnson hospitality, and spin some yarns while we spin some tops.

Keep on turning,
Mike



Symposia Across the USA

AAW Symposium Phoenix, AZ, June 13-15, 2014

Woodturners of Olympia, Olympia WA, July 26, 2014

Turn On! Chicago, Mundelein, Ill, August 15-17, 2014

SWATurners Symposium, Waco, TX August 22-24, 2014

Ornamental Turners International Symposium, Columbus OH - September 2014

15th Rocky Mountain Woodturning Symposium, Loveland, CO September 12-14, 2014

Turning Southern Style XX Symposium, GAW September 19-21, 2014

Segmented Woodturners Symposium, San Antonio, TX October 16-19, 2014

Ray Key Continued

CONE SHAPED BOWL:



Ray uses glue blocks with **medium** CA glue and accelerator to hold the bowl blank to the glue block. He likes glue blocks because he can work (turn) right to the bottom of the bowl, sacrificing the wood of the glue block as the turns. He turned a nice maple cone shaped bowl showing his techniques for creating a smooth and balanced looking bowl.



Some tips he shared during the demonstrations:

1. Vacuum chuck usage for platter wood at 1 1/2 inches thick. Sixteen inch and above diameter he uses 8 inch vacuum chuck. Fourteen, 12 and 9 inch he uses 6 inch vacuum chuck.
2. Use accelerator for glue block attachment only when you are going to proceed with turning imminently. Glued pieces using accelerator can separate easily after about 6 months of curing. The glue becomes brittle. If want to store glued pieces for long time, then use CA glue only. He used accelerator today.
3. He swears by dog-tooth jaws for 2 1/4-2 3/8 inch chucks, saying they hold better than dovetail. They are called c-jaws for Axminster chucks.
4. Use CA glue to "harden" tenon such that the jaws do not crush the fibers when compressing the jaws. Say, for wet wood, coat the tenon with thin CA glue, letting it penetrate and "harden" the wood. You'll get less impression from the jaws of chuck.
5. When having problems with grain tear, try coating the wood with inert paste wax. A brand type he mentioned was Supreme wax. The wax smoothens the cutting process. Don't use waxes containing toluene, solvents.



Utah Symposium Comments

"The Utah Woodturning Symposium offers unique opportunities to not only see some of woodturning's



best names demonstrate their craft, but to actually meet and talk to them. The professionals at Utah are more approachable here than at the AAW symposium, just by virtue of numbers. At every demonstration I attended the turning pro would ask for questions from the audience and generally be available for a while afterwards. While the AAW symposium has the advantage of vastly more ways to spend money on tools and equipment, which will, no doubt, make you a better turner, Utah offers a turning-club-meeting atmosphere. I hope you will be able to attend a Utah symposium soon."

Bob

Ray Key Continued



Tips and Tricks

Thin Rip Jig

From Dick Westfall's Shop

Dick designed this "thin rip jig" from a picture he saw in a catalog. This could have used this when cutting the strips for vortex bowl blanks. Here's how it works:



The jig being aligned with the stock and fence for the thickness that I want to rip



The stock being presented on edge to illustrate the process if a cut had been previously made. The jig

stays fixed and the fence is moved in to keep the stock flush against the jig for the next, and subsequent cuts.



The bottom of the jig where a threaded post is glued with JB Weld to a piece of flat metal that fits in the table saw miter slot. That allows the jig to be fastened tightly on the saw.



A side view of the jig showing the way the jig attaches to the miter slot.

Utah Symposium Comments



"Utah was a hit again this year. Good demonstrators and a week with good friends and great weather, in a beautiful setting at the base of the Rockies. Of all the symposia in the country, Utah is far and away the best. If you missed it, I highly recommend you take the opportunity to go next year. You won't be disappointed."

Jim



MY SHOP

By Dick Westfall

The shop was originally intended as a woodworking shop when built in 1989. The building now measures 20 x 24. Until the end of last year, it measured 14 x 24 to fit in the cleared space when it was built. Last year I added the side room, which I call the annex, and that is another 6 x 24. It will likely never be enough, but I'm not complaining.




I had been a woodworker prior to this, but did not have a shop for the previous 10 years since moving into this house. However, the shop did not officially open until the beginning of '02 when I finally ran the electricity and wired the building.

Up until that point, it had been a place to collect "things." A pre-wiring picture that shows the mess that was in the building. You may be able to make out my Craftsman lathe that I purchased in the mid-seventies, which is to the right and close to the present location of my Powermatic.



Actually, a major woodworking project I completed in '01, I did in the garage so that gave me the incentive to get the shop in order. In '02 I began to replace and increase my woodworking tool collection as they now had a permanent home. Also around this time I found that I wanted to do some more turning, and to create something other than spindles. So with that in mind, near the end of '03 I purchased a Jet 1442. The lathe was heavy enough, but the Reeves drive left much to be desired. That led to buying the Powermatic in May of '08. It's hard to believe that I've had it for 6 years.



Over the years since the place has been a functioning shop, it has been used for more woodworking than woodturning projects. I've been shifting more to woodturning, but with grand-kids, I have found there are always demands. That said, since I like to do segmented stuff, I consider the woodworking equipment indispensable.



Utah Symposium Comments



"The Utah Symposium was packed with opportunities to see some of the best tuners anywhere. It was difficult to choose priorities in each session. Fortunately, having recently seen Ray Key and David Ellsworth in whole day demos it was slightly easier. Glenn Lucas, Al Stirt, Hans Weissflog, Stuart Mortimer,

and Guilio Marcolongo were my primary focus this time, but it was tough to not take in more of Mike Mahoney, Bonnie Klein, and many others. The symposium demos kindle inspiration and also leave you with a sense of awe with the creative genius and expertise of the demonstrators. If you have not attended one of these symposiums I could not recommend it more strongly and yes, I spoke to several demonstrators about coming to the Bay area and SVW next year."

Dennis

Meeting Minutes

By Greg Peck

SVWWoodturner's Meeting minutes May 7, 2014

The meeting was called to order by Mike Lanahan at 7:00.

Everyone with a beverage had a coaster!

New members were introduced. They were Mike Finnegan (calls himself an amateur turner, ha). And, Dave Plemons. Two guests were with us tonight and welcomed - Dave Vannier, from West Bay, and Brian Lobue, from Gilroy.

No raffles tonight.

Discussion of a meeting place that's needed for July since Rich is moving. At this time there is no venue for July meeting, except possibly item 3 below. A short discussion on two venues highlighted in earlier minutes, and new possible July venue.

1. Tech Shop, San Jose. Mike got "qualified" on lathe at the shop. This venue is free (good price!). One possible drawback is that there would be an open wood workshop during our meetings and this may interfere with our meetings due to noises, etc. Starting dates and meeting nights not resolved yet.
2. Santa Clara High School. The Principal is still in favor of our venue selection. Our club could donate bowls to the school for their fund gathering efforts. John Whittier gave the shop some tools.
3. Mike Shuler/demonstrator of Santa Cruz invited the club to his house for July meeting. His shop is small, so limited numbers could enter at a time. However we could meet on his patio for the meeting. A show of hands gave 17 people who would attend a meeting there.

June meeting is Top Night. Discussion that SOME part of the top MUST be wood. More on this later, as Dennis possibly "changes" the rules? The June meeting will be the last club meeting at Rich's house.

BBQ on July 19. The venue to be determined. Suggestions welcome. Greg Peck will check out availability and features of Lake Almaden Park picnic area. Must have shaded area for 30-40 people.

May's Presidents Challenge will be shown at June's meeting.

RAY KEY

Mike introduced Ray Key to the club. Mike had seen Ray two years ago in Provo, Utah at a demo of platter rim designs. Mike was very impressed with that demo. Ray gave two demos tonight.

Meeting was adjourned after 10:00pm.

Utah Symposium Comments



were thrown out the window. As a bowl maker lauded by other professional turners, I knew I wanted to see him but I was not expecting him to be as much fun to watch as informative. As a production turner, he has a plan and method for everything he does, and

"Before attending the Utah Woodturning Symposium I reviewed the schedule of presentations and dutifully marked the ones I wanted to see. After seeing Glenn Lucas in the first rotation, plans

wastes no effort

Hans Weissflog was another demonstrator I saw more than once. His fragile lattice work pieces are just incredible. He does it all with only 3% vision in his left eye, and 60% in the right! Stewart Mortimer demonstrated his twisted turning/carving techniques. The Cactus Juice creator, Curtis Seebeck explained wood stabilization, dyeing and double dying processing. Bill Ooms is an ornamental turner (rose engines) and demonstrated how to use a metal lathe to supplement woodturning. Of course our neighbor to the north, Jerry Kermode had us in "stitches", with his laid back, surfer dude attitude. Also hailing from Northern California, Mike Mahoney demonstrated coring with the McNaughten system.

Bottom line, I had a GREAT time!"

Mike

Looking Ahead, Notes from the VEEP

SVW Upcoming programs and Events 2014 (Second half)

June 4 TOP NIGHT

Our last meeting at Rich Johnson's shop.

Turning tops is a great way to warm up at the lathe and practice your spindle skills, especially if you've not been visiting it frequently enough and a real kid pleaser. So bring one in to share the fun and prizes and bring a handshake and thanks for Rich and Michelle.

Categories: Longest spinning all wood tops

Group I 1" diameter or less

Group II 1.1" to 2.5" diameter

Group III Larger than 2.5" diameter

Group IV All string pull tops

Group V Open category

July 2 Mike Shuler Presentation at our first meeting at the Tech Shop in San Jose (300 S Second St)

info.sj@techshop.com

Mike is one of the most accomplished segmented turners in the field with a his pieces in such unknown places as the Louvre in Paris and Museum of Fine Arts in New York as well as numerous other fine art museums and galleries. He will come to do a show and tell and answer questions about his unique and beautiful art.

SPECIAL NOTE re July BBQ: Rescheduled

BBQ & Turning Show Event has been postponed until Sept 13 (Sat).

Participants and spouses will select favorites for prizes and ribbons (AKA bragging rights). Location is yet to be determined. This will be a pot luck side dish or dessert with SVW providing main course burgers and drinks and a lot of fun. Also, the President's Flying Disk Challenge will be held at this time.



August 6 Howard or Mike will cover the Club website and Yahoo navigation/access issues ~ 30 minutes. Bring your questions. Then Part 2 will be Turning blank processing from the log by mystery man.

September 3 Abrasive Rep presentation. "I sand, you sand, we all sand with the sand man."

Sept 13 BBQ see above

Oct 1 Mike Lanahan Photo Expos'e: "Helpful photo techniques"

Nov 5 Finishing Discussion?? What finish when? Samples. Tests.

December Christmas party. (Date and location to be determined.) Dinner out. Bring your spouse for the holiday club event. Bring a turned or turning related item (~\$10-15 value) you would like to use or put on your own shelf for the drawing and trade fun.

AAW Symposium

If you missed the AAW Symposium in San Jose in 2012 this is a great opportunity to experience one of woodturning's premier events. This year's symposium is being held in Phoenix, AZ, as close as it will be for a while. (Click on the Logo for more information.)

Featured Presenters:

Alan Carter, J.Pau Michael Wernerl Fennell, Ron Flaming, Jimmy Clews, Douglas Fisher, Clay Foster, Todd Hoyer, Michael Nocho, Joshua Salesin, Neil Scobie, Rudolph Lopez, Christophe Nance, Michael Werner

Register today!
AAW Symposium June 13-15



Sponsors



Shavings & Sawdust

Join this Group for Home & Garden or Sawdust Session information.

Here are the details on Shavings:

Group home page: <http://groups.yahoo.com/group/Shavings>

Group email address: Shavings@yahoogroups.com



CRAFT SUPPLIES USA
THE WOODTURNERS CATALOG
woodturnerscatalog.com • 1-800-551-8876

WOODCRAFT
Helping You Make Wood Work®

Eric McCrystal
Store Manager

Woodworking Tools • Books • Supplies • Lumber • Classes

SEANNA WOODWORKS, INC.
d/b/a WOODCRAFT
40 El Camino Real
San Carlos, CA 94070

Phone: 650.631.9663
Fax: 650.631.9633
woodcraft561@mac.com
http://stores.woodcraft.com/san_carlos

WOODCRAFT
Helping You Make Wood Work®

Mike Cunningham
President

Woodcraft Of Dublin
6044 Dougherty Rd.
Dublin CA 94568

Voice: (925) 875-9988
Fax: (925) 875-9977
woodcraft521@sbcglobal.net
www.stores.woodcraft.com/dublin



1492 Soquel Ave
Santa Cruz, CA 95062
831-425-1492
www.mackenziechocolates.com

Chocolates Worth Their Calories™



Even Roy wants to know...

How did you do that?

Rich Johnson's
Woodturners' Boot Camp

Learn the basics, from chainsaw to polish. An all day class. Book available. Sign up now.
(408) 254-8485.



North Woods
Wood for woodworkers
and craftspeople

- Big Leaf Maple
- White Oak
- Black Walnut
- ... and more!

service@nwfiguredwoods.com

www.nwfiguredwoods.com (800) 556-3106

15% off online orders! use WOODTURNERS coupon code at checkout.

Secured Storage for Autos, Boats and RVs

Pedron's Storage

Storage Location: 6150 San Ignacio Ave., San Jose, CA 95119

408-269-5200

Serving San Jose
For Over 40 Years!

www.pedronsrstorage.com

Office Hours:
Tues-Fri 10-5

Our outside storage facility has:

24 hour Cardkey Access • Monitored Electronic Surveillance
Competitive Rates • Month-To-Month Lease



est. 1954

Warehouses:

Perris, Salt Lake City
Berkeley, San Francisco
Dry Kilns, Edinburgh, IN
Corp. Office: San Francisco

MG GUTIERREZ
Manager

2211 Ringwood Ave., San Jose, CA 95131
(408) 526-9663 Fax (408) 526-9664 Cell: (408) 640-7811
E-mail: mg@macbeath.com www.macbeath.com

CLUB NOTES

SVW Needs YOU

2014 Silicon Valley Woodturners Officers, Staff, Volunteers, and Contacts

It takes more than the officers and program chairs to make our club function at its best. If your name's not in the column at right, we still need your help in other ways to manage some of the club's activities.

This is a **HELP**

WANTED ad, and we need you to respond. There are always things that need doing. In particular, we need:

- Volunteers for shop tours
- Volunteers to present/demonstrate at meetings
- Members to write up their profiles for the newsletter
- Short articles or Tips & Tricks for the *Chips & Chatter* newsletter

Please contact Bob Gerenser to volunteer and help make our activities happen.

President	Mike Lanahan	(408) 926-9330	Mikelan@aol.com
V.P./Programs	Dennis Lillis	(408) 309-8060	denlillis@verizon.net
Treasurer	Dick Westfall	(831) 688-2687	r_westfall@msn.com
Secretary	Gary Keogh	(408) 281-9054	gkeogh@sbcglobal.net
Newsletter Editor	Bob Gerenser	(408) 262-5411	bob.gerenser@sbcglobal.net
Hospitality	Thelma Mackenzie	(831) 425-1514	tm@jknvl.com
	Colin Mackenzie	(831) 425-1514	colin@mackenzieschocolates.com
Photographer	Jim Gott	(408) 265-9501	jgtimp@aol.com
Property Mgmt.	Gary Keogh	(408) 281-9054	gkeogh@sbcglobal.net
Librarian	Jim Benson	(831) 475-5615	jimlbenison@yahoo.com
Webmaster	Rich Johnson	(408) 254-8485	Rich@latheart.com
Site Prep	Johnny Alias	(408) 227-2423	vet59@ix.netcom.com
	Milton West	(408) 729-6334	miltwest@sbcglobal.net
Membership	John Whittier	(408) 379-3722	turninghands@yahoo.com
Audio/Visual Yahoo Groups Owner	Richard Scott	(408) 799-0005	rams1942@sbcglobal.net
	Howard Cohen	(408) 378-9456	howard687@yahoo.com

Sharing Knowledge

MEMBERS: Please contribute your expertise to our newsletter. The editor will help you get your article ready if need be. Deadline is one week after our club meeting.

OTHER WOODTURNING CLUBS: You may use materials in this newsletter for the benefit of other turners. Please credit Silicon Valley Woodturners and the newsletter month and year for any material you use, and mention our web site: www.svwoodturners.org. Note that if we've flagged an article as having been reprinted from another source with permission, you must secure that same permission in order to use that material.

Volunteer Instructors / Mentors

The turners below have graciously offered to open their shops to help members who want to learn to sharpen, try something new, or master a technique that just doesn't seem to be working. We all love to share. You just have to ask. Willing to help? Contact Mike Lanahan to join this list.

- Jim Benson (831) 475-5615
- Jim Gott (408) 265-9501 sharpening, design, natural edge bowls, boxes, goblets, tool control, you name it. Anything but segmenting.
- Rich Johnson (408) 254-8485 all type to turning support available from beginner to Professional.
- Mike Lanahan (408) 926-9330 Pepper Mills, Segmented, and Shaving or Makeup Brushes.

Ironmen are those who successfully complete all 12 President's Challenge projects for the year. Those who meet the challenge are awarded coveted and distinctive IRONMAN name badges. A blue bar in the accompanying chart means that person has completed the project for the month indicated. You needn't be a great turner, you just need to participate. Make something in our Challenge theme and bring it to the next meeting.

Editor's Note

If I've somehow overlooked your President's Challenge entry, send me an e-mail at bob.gerenser@sbcglobal.net

President's Challenge 2014	January Mushroom	February Alternate Chucking	March Square Bowl	April Sphere	May Collaborative/Teach*	June Not Wood	July Inlay	August Complimentary Pieces	September Helix, Spiral or Threaded	October Different Model Lathe	November Lidded Box	December For The Shop	Picnic Flying Disc
Alias, Johnny													
Benson, Jim													
Gerenser, Bob													
Gott, Jim													
Green, Herb													
Johnson, Rich													
Jones, Barb													
Keogh, Gary													
Lanahan, Mike													
Landon, Scott													
Lillis, Dennis													
Mackenzie, Colin													
Patnude, Gordon													
Peck, Greg													
Ryan, Doug													
Sayed, Ayman													
Schmida, Tom													
Studley, Raf													
Towe, Keith													
West, Milton													
Westfall, Dick													
Whittier, John													
Zavala, Pete													

For a more detailed description of the 2014 President's Challenges, go to:
<http://groups.yahoo.com/group/SVWoodturners/files/Forms/>

IRONMAN Rules

- There are twelve challenges listed for the year and in order to qualify for Ironman you must show, by the end of the year, that you have completed all twelve challenges.
- Challenge entries should be shown at the meeting corresponding to the challenge schedule.
- Entries may only be shown for one challenge.

Join Silicon Valley Woodturners

Want to join a great group of turning enthusiasts in an atmosphere of sharing and camaraderie? Become a member of Silicon Valley Woodturners. We meet on the **First** Wednesday of each month. See page 2 for details. Drop in at any meeting and check things out. To join, contact John Whittier (see contact list), or just complete the application form below and mail with check to Grant. Learn more about our club on the web at www.svwoodturners.org.

Silicon Valley Woodturners Membership Application

Please print and mail with a check payable to SVW for \$35* individual (\$45* family) to:
John Whittier, 961 W. Latimer Ave, Campbell CA 95008

Name _____

Address _____

City _____ State _____ Zip _____

Phone(s): home: _____ mobile: _____

Email _____ Website _____

Lathe(s): _____

Current Member of AAW? Yes ☐ No ☐

Membership*	Renewal	2 nd Quarter April - June	3 rd Quarter July - Sept.	4 th Quarter Oct. - Dec.
Individual	\$35	\$25	\$20	\$10
Family	\$45	\$35	\$30	\$15



FOR SALE

Bandsaw Cutting Round Disk Sets, numbered, with center holes— Select a disk size appropriate to the size blank you want to bandsaw from a log, and secure it to the log through the center hole to the log with a wood screw, and cut outside the disk with the saw for an optimally sized and shaped turning blank. These sets of 1/4" thick MDF disks increment by 1 inch from 4" to either 12" or 20", depending on the set. 4"-12" set (shown), \$14, or the 4"-20" set, \$20. Contact John Whittier for details. (408) 379-3722,

turnturninghands@yahoo.com



Turning Smocks, SVW colors. \$30 (SVW patch not included). Contact John Whittier for details. (408) 379-3722,
tuinghands@yahoo.com

Heartwood Concepts Dust Collec-tor. This is the dust collector system Bob Bley showed in November, and is available from Rich Johnson. \$160
Rich@latheart.com

